

NEIGRIHMS

24th ANNUAL REPORT



2013-2014

**NORTH EASTERN INDIRA GANDHI REGIONAL INSTITUTE OF HEALTH
AND MEDICAL SCIENCES**

SHILLONG – 793 018

Table of Contents

Sl.No.	Particulars	Page No.
1	Director's Review	i-xii
2	NEIGRIHMS – Organization Structure	xiii
3	NEIGRIHMS – At a glance	xiv
4	Hospital Facility and Services	xv-xvi
5	Section – A - Departments	
i	Anesthesiology & Critical Care	1-10
ii	Anatomy	11-15
iii	Biochemistry	16-19
iv	Cardiology	20-24
v	Community Medicine	25-29
vi	Cardio Thoracic & Vascular Surgery	30-34
vii	Dentistry	35-36
viii	Dermatology & STD	37-40
ix	Casualty & Emergency Medicine	41-42
x	ENT (Otorhinolaryngeology)	43-49
xi	Forensic Medicine	50-54
xii	General Medicine	55-58
xiii	General Surgery	59-61
xiv	Microbiology	62-77
xv	Neurology	78-80
xvi	Neurosurgery	81-82
xvi	Ophthalmology	83-88
xvii	Orthopaedics & Trauma	89-98

xviii	Obstetrics & Gynaecology	99-104
xix	Pediatrics	105-111
xx	Pathology	112-118
xxi	Physiology	119-120
xxii	Pharmacology	121-124
xxiii	Psychiatry	125-128
xxiv	Radio diagnosis & Imaging	129-134
xxv	Radiation Oncology	135-138
xxvi	Urology	139-143
xxvii	College of Nursing	144-155
6	Section – B – Hospital Administration	
i	Medical Superintendent	156-160
ii	Medical Record Department	161-166
iii	Nursing Administration	167-168
iv	Dietary	169-172
v	Laundry	173-174
vi	Blood Bank	175-179
vii	Medical Social Service Unit	180-111
viii	National Health Programmes	182-183
ix	Mortuary	184
x	Sanitation	185-189
xi	Central Sterile Supply Department	190-191
xii	Animal House	192
7	Section – C – Administration	

i	Committees	193-204
ii	Status of Man Power	205-206
iii	Engineering Division	207-215
iv	Central Store	216-218
v	Security	219-200
vi	Hindi Section	221-222
8	Section – D – Academic	
i	Academic Section	223-225
ii	Examination Cell	226-228
iii	Central Library	229-232
iv	Medical Education Unit	233-234
9	Section – E – Audited Statement of Accounts	235-284

DIRECTOR'S REVIEW



It is a matter of great pride for me to present this 24th Annual Report as the Director of this prestigious Institution, NEIGRIHMS, an autonomous Institution established by the Government of India in 1987, dedicated to the memory of (Late) **Indira Gandhi** by then Prime Minister (Late) **Rajiv Gandhi** for their commitment to the welfare and affection of the people of North Eastern Region.

Designed as a tertiary care centre for Post Graduate and Post Doctoral Research in lineage with AIIMS, New Delhi and PGIMER, Chandigarh, NEIGRIMS is the only Institution in the North Eastern Region and the

third in the country established by the Ministry of Health & Family Welfare, Government of India, declared as the **“Institute of National Importance”** by the former Prime Minister of India **Mr. Atal Bihari Vajpayee** in 2000 and declared as a **“Centre of Excellence”** by Parliament on 23rd January 2007. **Mrs. Sonia Gandhi**, Hon'ble Chairperson UPA dedicated this Institution to the Nation on March 5th 2010 in the august presence of Hon'ble Union Minister for Health and Family Welfare, **Mr. Ghulam Nabi Azad**.

North Eastern region has got a population of about 40 million in an area of about 2.6 Lakh square kms covered by about 400 hospitals where doctor population ratio is approximately 1: 5000 against a national figure 1:2000, with an overall 50% deficiency in medical manpower and overall 60% in total health sector.

Despite a few medical colleges in Assam, Manipur, Tripura entire North East Region is facing acute shortage of both health infrastructure and man power, more so in super specialties, nursing and paramedics. Accordingly NEIGRIHMS has been envisaged as the most vital asset to address this shortage in the North Eastern Region in terms of Health care delivery as well as Human Resource Development

NEIGRIHMS as the **“Island of Excellence”** has the responsibility of an apex coordination centre to guide the health care policy of the Central Government, to potentially coordinate with international health organizations like WHO, UNICEF, World Bank etc in the activities of health sector with a vision of developing an apex seat of learning cum health care and capacity building as also to develop a self- sustainable resource centre of Health and Medical Sciences through the trinity of training , services and research as emphasized in the RFD document 2013-14, therefore, destined to be the “Pride” of North Eastern Region by the end of 12th Five Year Plan with its prime objective as a central research organization with facilities for primary and advanced research to look after the medical needs and collaborate with other national and international agencies so as to develop a true and exemplary centre of excellence for providing state of art health care at an affordable cost to the common citizen in a sustained manner, to create human resource and role models of highest quality for health care teaching and research.

The Undergraduate Programme of MBBS was introduced at this Institution in 2008 with an affiliation to the Central University, North Eastern Hill University with an annual intake of 50 students, that is now recognized course by Medical Council of India vide notification no.U.12012/82/2011-ME (P-II) dated 7th November 2013. A separate Medical College Complex along with its hostel facility is in the pipeline that will facilitate the increase in the intake capacity to 100 students per year.



Post Graduate Medical Courses in Anaesthesiology, Pathology, General Medicine, General Surgery, Microbiology, Gynae and Obstetrics, Anatomy, Radio diagnosis and Imaging were introduced since May 2009 and all these Post Graduate Degree Courses are recognized by Medical Council Of India and many pass outs have been absorbed at this Institution and in the country, besides, some of them having opted out for their services abroad.



Hybrid Aortic Aneurysm Bifurcation Graft Implantation

In August 2012 Post Doctoral Programme in Cardiology was introduced and many other Post Graduate/Post Doctoral Programmes have been approved by the Academic Council of NEIGRIHMS to be started in the near future in the disciplines of Cardio Vascular Thoracic Surgery, Urology and Renal Transplant, Neurosurgery, Neurology, Orthopaedics and Physical Medicine Rehabilitation, Emergency Medicine and Trauma, Radiation Sciences, Medical Oncology, Clinical Haematology and Transfusion Medicine, Ophthalmology, ENT, Clinical Biochemistry, Community Medicine etc.



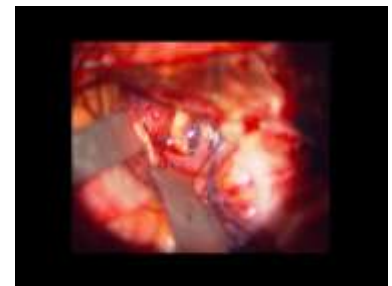
BL Knee replacement

Academic Council also has approved the introduction of Post Doctoral Fellowship Programmes in various disciplines of Anaesthesiology and Critical Care Medicine, Microbiology, Immuno Diagnostics, Intensive Care Medicine and Pain Management, Radio diagnosis and Imaging etc.



Cochlear Implant Surgery

Academic Council approved introduction of M.Sc Nursing at NEIGRIHMS where Under Graduate, BSc Nursing Degree Course with annual intake of 50 students has already been going on since July 2006. This being the first Institution in the state of Meghalaya to start a professional degree technical course in nursing that is likely to enhance its annual capacity to 100 students per year in the near future, as the infrastructure for nursing education with a separate college along with its hostel in the campus gets expanded, the project already approved and being in the pipeline along with other expansion projects that will facilitate the introduction of Post Doctoral Nursing (PhD in nursing) in due course of time.



Aneurysm Neurosurgery

Along with the separate Medical College and Nursing College Complex a Regional Cancer Centre is in the pipeline that would facilitate the treatment of cancer afflicted patients with the State- of- Art infrastructure and facilities for stay in a 'Patient Rest House' for patients and their attendants during the treatment at this Regional Cancer Centre.



Laparoscopic Cholecystectomy

As on date the institute is conducting High End diagnostics and medicare in interventional cardiology, open heart surgery, neurology and neurosurgery minimal access surgery with the help of video-endoscopic, laparoscopic facilities in general surgery, internal medicine, orthopaedics, Obs & Gynae, otorhinolaryngeology, ophthalmology, critical care medicine, emergency medicine and resuscitation, urological surgery besides state of art medicare in all other specialties like joint replacements, arthroscopy, GI Endoscopy, Laser Photo Coagulation, Immunohistochemistry interventional radiology, component transfusion, hemodialysis, physical medicine and rehabilitation and advanced research in basic and para-clinical sciences, more importantly extending the benefits of primary and high end care to the most remotely placed population at their door steps through outreach camps with the help of Community Medicine.



Bronchoscopy in Pulmonary Medicine

NEIGRIHMS is conducting clinical grand rounds/clinicopathological conferences, national/international conferences, symposia, workshops, teleconferences, tele-medicine in collaboration with other institutes in the country, involving various other funding agencies for research, especially ICMR,HRD,DST etc and has been in the forefront with its research publications of appreciable impact on need based ,indigenous projects.



Lithotripsy in Urology

On the Bio Medical Engineering front, NEIGRIHMS is focusing on creation of research areas for applied sciences to look after its own bio medical equipment and maintenance of engineering facilities especially for harnessing solar energy and harvesting rain water with the indigenously designed in house underground water reservoirs of approximately 10 lakh gallons to cater to its future needs.



Hemodialysis

With Post Graduate/Post Doctoral teaching facilities in 35 disciplines along with its 500 bed capacity and almost 75 intensive care beds and 100 bedded Regional Cancer Centre plus separate medical and nursing colleges and college for Pharmacy and Dental Sciences. Patient Rest House, Helipad, Air Ambulance to air lift and in transit management of seriously sick /injured patients from far flung hilly areas of North East, better road connectivity with the Shillong by pass, this Institution is on its way to be the major Referral Regional Centre with state of the art facility for Medicare, Human Resource Development and Medi Tourism in North East.



ICU & Critical Care Medicine

The Institute is looking forward to start medicare of highest order in terms of cardiac, liver, kidney, corneal transplants E stem Cell Diseases E Treatment in near future. With the selection of further faculty in due course of time all other areas of patient care research and academics are going to get tremendous boost to achieve the desired goals and fulfill the vision of this Institution that was acknowledged by Hon'ble Union Minister for Health

and Family Welfare Mr. Ghulam Nabi Azad when he delivered the **“First Indira Gandhi Oration”** at NEIGRIHMS on April 2nd 2013 wherein he promised for an **“Act of Parliament”** that would give NEIGRIHMS its long awaited Academic Autonomous Character so that this Institution lives up to the dream it was envisaged for.



Neonatal ICU

I feel immensely indebted to and have a great sense of **“pride”** to show my gratitude towards all the faculty members /teachers/administrative man power and all other staff members- regular/out –source, working at the Institution day in and out for looking after and giving their best to the one, the prime concern of this Institute, **“a sick and suffering human life”** at large;....!

Institute's Memorable Events



Handing over the MBBS Degree Certificate



Administrative Meeting with Ministry of Health & FW Dignitaries



Departmental Promotion Committee

Academic Programmes



Inauguration of a Scientific Conference



DGHS Prof.Jagdish Prasad Addressing Administrative

Blood Donation Drive



Blood Donation



**BLOOD DONATION
(DIRECTOR- NEIGRIHMS LEADING FROM THE FRONT)**

M.B.B.S – Hippocratic Oath



FRESHERS MEET -2013



Intensive Care Center



"High End Critical Care"

Community Health Programmes



TREE PLANTATION



Eco friendly Atmosphere besides Academics




Inauguration of Assisted Reproductive Technology Centre



Clinical Grand Round: "Audit of Patient Care"

NORTH EASTERN INDIRA GANDHI REGIONAL INSTITUTE OF HEALTH AND MEDICAL SCIENCES

Organization Structure



NEIGRIHMS AT A GLANCE

2013 - 2014

24th Annual Report

Teaching Departments	34
Faculty members	74
Non Faculty staff	950
Undergraduate students (MBBS)	204
Undergraduate students (Nursing)	197
Postgraduate students (MD/MS)	33
Post Doctoral	4

HOSPITAL FACILITY AND SERVICES AT A GLANCE

The Hospital is equipped with several advanced equipments/facilities for Patient Care, Academic and Research activities.

PRESENT OPERATIONAL DEPARTMENTS/ SERVICES IN THE HOSPITAL

ANESTHESIOLOGY & CRITICAL CARE	NEUROLOGY
CARDIOLOGY	NEUROSURGERY
COMMUNITY MEDICINE	OPHTHALMOLOGY
CARDIO THORACIC & VASCULAR SURGERY	ORTHOPAEDICS & TRAUMA
DENTISTRY	OBSTETRICS & GYNAECOLOGY
DERMATOLOGY & STD	PEDIATRICS
CASUALTY & EMERGENCY MEDICINE	PSYCHIATRY
ENT (OTORHINOLARYNGEOLOGY)	RADIODIGNOSIS & IMAGING
GENERAL MEDICINE	RADIATION ONCOLOGY
GENERAL SURGERY	UROLOGY
	NURSING SERVICES
PATHOLOGY	BIOCHEMISTRY
MICROBIOLOGY	BLOOD BANK

OTHER SUPPORTING SERVICE DEPARTMENT / SECTIONS:-

CENTRAL STERILE SUPPLY DEPARTMENT	MEDICAL SOCIAL SERVICE UNIT
DIETETICS & NUTRITION	MORTUARY
LAUNDRY	PRIVATE WARD
MEDICAL RECORDS DEPARTMENT	SANITATION DEPARTMENT

HOSPITAL SERVICES

Services	No. of Patients		
	2011-12	2012-13	2013-14
Out Patients	1,66,571	1,79,305	2,26,308
IN Patients	14,051	13,864	15,568
Death	599	640	805
Birth	1,151	1,057	1,107
<u>OUTSIDE STATE PATIENTS</u>			
OUTPATIENT	4,722	5,713	9,025
IN PATIENT	860	1,285	3,463
Operation Theatre			
Major	1,841	1,962	2,942
Minor	414	2,827	3,463
Bed Capacity	469	512	527
<u>Investigations and Procedures</u>			
Pathology	3,43,306	4,09,448	5,19,462
Microbiology	90,846	1,11,114	1,31,682
Biochemistry	3,42,794	4,88,233	6,63,164
Radiology	55,897	57,705	75,791
Neurology	1,588	2,293	1,086
Cardiology	14,588	28,165	30,167
Urology	1,615	1,667	1,726

Orthopaedics	38,394	54,673	60,770
Gynaecology	21,495	22,129	23,870
Dietary Unit			
Diet Counselling	1,602	1,600	1,701
Diet Supply	1,04,401	1,11,490	1,28,691
Hospital Charges Collected	-	Rs. 1,05,23,355/-	Rs.1,16,,45,018/-

SECTION – A – DEPARTMENTS

DEPARTMENT OF ANAESTHESIOLOGY & INTENSIVE CARE

FACULTY:

Post	Sanctioned	Current status	Name
Professor & Head	1	1	Dr. P.Bhattacharyya,MD, PDCC
Additional Professor	-	1	Dr. Mohd. Yunus, MD
Associate Professor	2	1	Dr. Nari M Lyngdoh, MD
Assistant Professor	3	2	Dr. Jayanta Kumar Mitra, MD Dr. Rajani Thabah, MD

Senior Resident Doctors - 12 Nos.

Junior Resident Doctors (M.D) (Post Graduate) - 10 Nos.

Introduction

In NEIGRIHMS, Anaesthesia department started since Feb 2005. Pain clinic and PAC clinic were started at Interim Hospital in April 2005. Department was shifted to main campus on 20th June 2006 Operative services & Intensive care unit were functioning from August 2006.

At Present

- Having 2 major and 1 minor operation theatre at Emergency Block
- Seven Operational O.Ts which provide for General Surgery, Obs & Gynaecology, CTVS, Urology, Neuro Surgery,
- ENT, Ophthalmology as well as 24x7 Emergency Surgery Services.
- 31 Bed Critical Care Unit(CCU)
- 8 beds post anesthesia care unit.
- Pain & Palliative Care Clinic (OPD) & intervention suite

- PAC Clinic OPD

Services to the patients

- Anaesthesiology services were provided for 3 operating table in Emergency operation theatre complex including major & minor, scheduled and emergency surgeries/procedures round the clock.
- The department is providing elective and Emergency Anesthesia services to patients from:
 - ❖ Cardiothoracic vascular Surgery
 - ❖ Neuro Surgery
 - ❖ Urology,
 - ❖ General Surgery
 - ❖ Obstetric Gynecology
 - ❖ Orthopedic
 - ❖ ENT
 - ❖ Interventional Radiology
 - ❖ Non-Interventional Radiology
 - ❖ Interventional Pain Services
 - ❖ Acute Pain Services
- 24 hr Resuscitation services to entire hospital.
- Critically ill patients are provided intensive care and therapy in Critical Care Unit(CCU)
- Pre-Anaesthesia Evaluation clinic in the OPD block provides services ‘for the optimization of surgical patients for various surgical procedures.
- Pain clinic takes care of chronic pain patients with interventional and non-interventional therapies.
- The Department is providing round the clock Labour Analgesia services.

The numbers of patients examined in PAC Clinic during 2013-14 - 4060

Pain Clinic attendance and procedures for the year April 2013- March 2014 are as follows:

	TOTAL NO. OF PATIENTS			Grand Total
	New	Old	Refer	
Total	95	313	99	508

ICU Admission and Death Details from April 2013 to March 2014

Meningitis	24
Malaria	4
Cardio Vascular disorders	12
Respiratory disorder	61
Liver disease (Chronic+Acute)	57
GIT disorder	30
Trauma	145
Ca	45
Post-op	402
CVA	198
DM	19
CKD	78
TB	13
Post Partum Obstetric	7
Others	101
Total	1196
Trans-Out	601
LAMA	37
Expired	425
Total	1063

Total No., of operations held from April 2013 - March 2014

Departments	Total
Urology	307

CTVS	150
O&G	725
Surgery	547
Ortho	373
ENT	422
Ophthal	429
Neuro Surgery	176
GRAND TOTAL	3129

Total No. of Major Operations from April 2013 – March 2014: 2939

Total No. of Minor Operations from April 2013 – March 2014: 190

TOTAL OT TIME UTILIZED BY ALL DEPARTMENT IN EMERGENCY CASES FROM APRIL 2013 – MARCH 2014

Surgery	Ortho	Urology	ENT	O & G	CTVS	Ophthal	Neuro	Total
43851	12565	2436	9220	78058	4199	3525	14012	167866

Types of Anaesthesia given from April 2013 to March-2014

	GA							
	Ortho	Surgery	Urology	Obs&G ynae	ENT	CTVS	Ophthal	Neurosurgery
Total	164	495	131	191	285	147	44	161

SA						EA				
Ortho	Surgery	Urology	Obs&Gynae	ENT	Neurosurgery	Ortho	Surgery	Urology	Obs &Gynae	CTVS
137	41	105	554	5	2	17	1	2	6	1

NERVE BLOCK			LA							
Ortho	Surgery	Urology	Ortho	Surgery	Urology	Obs&Gynae	ENT	CTVS	Ophthal	Neurosurgery
28	5	4	27	4	59	10	126	1	311	4

SEDATION					TOPICAL +PERI-BULB	
Ortho	Obs&Gynae	ENT	CTVS	Ophthal	Ophthal	TOTAL
1	2	7	1	1	67	3147

**RADIOLOGICAL CASES WHERE ANAESTHESIOLOGY SERVICES IS PROVIDED
FROM APRIL 2013 – MARCH 2014**

	INTERVENTIONAL	MRI

TOTAL	164	165
--------------	------------	------------

Academic Activities, Training & Services

1. Classes (Modalities involved - Lecture, Case discussion, Journal Club, Case presentation, equipment discussion, quality control analysis etc.) were conducted regularly involving Residents, Technical/Non-Technical staff, Nursing staff & Faculty.
2. Classes on various topics (as requested by the College of Nursing Authority, NEIGRIHMS) have been taken for B.Sc Nursing Students throughout the academic session.
3. Dr. P. Bhattacharyya & Dr. Habib Md Reazaul Karim conducted training of ACLS in the 1st CME of Assam Riffle held in Shillong in December, 2013 as Faculty.
4. Dr. Mohd Yunus & Dr. Habib Md Reazaul Karim was Faculty in Simulation based crisis management workshop held in 61st National Conference of ISA, Gauhati in December, 2013.
5. Dr. Habib Md Reazaul Karim conducted
 - i) Workshop on Defibrillation in the 1st CME of Assam Riffle held in Shillong in December, 2013 as Faculty.
 - ii) Workshop on Basics of Airway management and Point of Care in ICU in EZCCCON 2013 held in September, 2013.
6. MD (Anaesthesia) 2nd Batch students passed out in May, 2013 with 100% success rate.
7. The department organized the DNB exams.
8. The department successfully conducted Surgical Awareness Camps all Surgical disciplines.
9. 2 candidates admitted in the IDCCM course in the department of Anaesthesiology and Critical Care.
10. Approval granted for starting IDCCN course in the department of Anaesthesiology and Critical Care (4 seats).

Awards & Achievement:

1. Prof. P. Bhattacharyya is in South Asian Advisory Panel for:

- Barasch Clinical Anaesthesia: Paul G Barasch, Bruce Cullen, Robert K Stoelting, 5th edition, 2006, Lippincott Williams & Wilkins
 - Manual of Clinical Anaesthesiology: L Chu, A. Fuller, 2012, Lippincott Williams & Wilkins
2. Dr. Habib Md Reazaul Karim was Faculty in FCCN Course held in EZCCCON 2013.
 3. Dr. Habib Md Reazaul Karim was Faculty in 61st national Conference of ISA, Gauhati in December, 2013.
 4. Dr. Debasis Pradhan has presented a paper in International Conference of SCCM held in San Francisco, USA in Jan., 2014.

A. Prof. P. Bhattacharyya, HOD, Dept. of Anaesthesiology, NEIGRIHMS:- Guest lecture /Faculty in conferences/ Conferences/Events attended

- i. Examiner & Coordinator for DNB Examinations at NEIGRIHMS from 18th – 21st April, 2013.
- ii. Appointed as an External Examiner for the MD & PG Diploma Examination (23rd & 24th May, 2013), Anaesthesiology, held in Assam Medical College, Dibrugarh.
- iii. Appointed as an Inspector for DNB for Shri Balaji Super Speciality Hospital, Ekta Chowk, Mowa, Raipur (Chattisgarh) on 28th May, 2013.
- iv. 1st Annual International Best of Brussels Symposium on Intensive Care & Emergency Medicine, ISCCM, Pune from 9th – 14th July, 2013.
- v. Attended as Speaker in the CME Sponsored by the Indian Society of Anaesthesiologists held on 27.07.2013 at Kolkata.
- vi. Delivered Lecture on “How do I evaluate and manage a comatose patient in the ICU” at G B Pant Hospital, from 27th – 28th July, 2013
- vii. Faculty for FCCS Course in July 2013.
- viii. Examiner & Coordinator for DNB Examinations at NEIGRIHMS from 5th – 7th Sept, 2013.
- ix. Organizing Secretary of the East Zone Critical Care Conference (EZCCCON – 2013) in the Department of Anaesthesiology, NEIGRIHMS, from 19th – 22nd Sept., 2013
- x. External Examiner for the DNB Examination in New Delhi from 4th – 6th October, 2013
- xi. Scientific Co-Chairperson for ISACON 2013
- xii. National Advisor for Indian Journal of Critical Care Medicine
- xiii. Peer Reviewer for Journal of Anaesthesiology & Clinical Pharmacology
- xiv. Delivered Lecture on “NAVA” in the East Zone Critical Care Conference (EZCCCON – 2013) in the Department of Anaesthesiology on 21st Sept., 2013
- xv. Delivered Lecture on “Close control of blood sugar in ICU- time for a relook” in the East Zone Critical Care Conference (EZCCCON – 2013) in the Department of Anaesthesiology on 21st Sept., 2013

- xvi.** Attended the 1st World Pain Symposium 2013 w.e.f. 14th – 17th November, 2013 at Oberoi Grand, Kolkata.
- xvii.** Invited to attend the PG Assembly from 21st – 23rd March, 2014 at BHU.

Achievements:

1. Appointed Registrar (Academics)
2. Appointed to National Advisory Board of Indian Journal of Critical Care Medicine
3. Co-Chairman, Scientific Committee of 61st National ISACON 2013 being held in Guwahati.
4. Examiner DNB
5. Examiner in MD for West Bengal Health University, Srimanta Shankar Dev Health University (Guwahati)
6. Awarded “Presidential Citation” by ISCCM
7. Appointed Chairman of Mortality & CGR Committee
8. Chairman of Surgical Awareness Camps
9. Chairman, Ethical Committee, NEHU, Shillong

Publications:

1. R. Thabah L. T. Sailo, J. Bardoloi M. Lanleila, N. M. Lyngdoh, M. Yunus, P. Bhattacharyya : Maximum Surgical Blood Order Schedule’ in a newly set-up tertiary care hospital -original article. *Anaesth Pain & Intensive Care* 2013;17(1):28-32 (International Publication)
2. Zareen Aliana Lynrah, Shilpa Goyal, Amit Goyal, Nari Mary Lyngsoh, Neizekhotou Brian Shunyu, Binayak Baruah, Mohammad Yunus & Prithwis Bhattacharyya: Fractured Tracheostomy tube as foreign body bronchus: Our experience with three cases, *International Journal of Pediatric Otorhinolaryngology*(International Publication)
3. Mitra JK, Roy J, Bhattacharyya P, Yunus M, Lyngdoh NM: Changing trends in the management of hypotension following spinal Anesthesia in cesarean section.. *Journal of Postgraduate Medicine* .2013; 59(2):121-6. (National Publication)
4. Association of biofilm production with multidrug resistance among clinical isolates of *Acinetobacter baumannii* and *Pseudomonas aeruginosa* from intensive care unit. Gurung J, Khyriem AB, Banik A, Lyngdoh WV, Choudhury B, Bhattacharyya P, *Indian J Crit Care Med*. 2013 Jul;17(4):214-8.
5. Disseminated intravascular coagulation in malaria: A case report. Sailo L, Pradhan D, Nongthombam R, Bhattacharyya P. *Niger Med J*. 2014 3;55(2):171-172
6. Goyal S, Lyngdoh N M, Goyal A, Shunyu N B, Dey S, Yunus M. Impacted foreign body bronchus. Role of percussion in removal, *Indian Journal of Anaesth*. 2013 Nov; 57(6): 630-1. (National Pub Med Publication)
7. Habib MD R Karim, M Yunus, V Hamar, N M Lyngdoh (2014); My most memorable patient. Can’t ventilate, can’t intubate in a patient with tracheal

stenosis. International Anaesthesia, Pain and Intensive Care 2013, Sept-Dec;
(International Publication)

Research Involvement (THESIS):

1. **GUIDE: TITLE:** Impact of Targeted Optimization of Fluid Status Using Extra Vascular Lung Water Measurement in ICU Patients with APACHE II \geq 20 (with special reference to Severe Sepsis, ARDS and Chronic Alcohol Abuse)
2. **Co- GUIDE: TITLE:** Comparative evaluation of hemodynamic response, efficacy & safety of Levosimendan, Milrinone and Dobutamine in patients with low cardiac output syndrome following cardio pulmonary bypass for valve replacement surgeries. A double blind randomized control study

B. Dr. Mohd. Yunus, Additional Professor, Dept. of Anaesthesiology, NEIGRIHMS:-

Guest lecture /Faculty in conferences/ Conferences/Events attended:

- i. Participating in ATLS(Acute Trauma Life Support) Provider Course at JPN Apex Trauma Care AIIMS, New Delhi, from 4th – 6th April, 2013
- ii. Participate in the Research Methodology Workshop at PD Hinduja National Hospital & Research Centre, Mumbai from 10th – 12th May, 2013
- iii. Member of the Expert Advisory Committee on development of protocols for treatment and patients care in hospitals and AIIMS Trauma Centre/Block's of Six AIIMS under PMSSY.
- iv. Invited to be "Core Member" in the International Conference & Workshop on Cost Effective Technologies in Emergency Health Care (CEUTEH-2013) from 5th – 8th September, 2013 at AIIMS, New Delhi
- v. Joint Secretary of the East Zone Critical Care Conference (EZCCCON – 2013) in the Department of Anaesthesiology, NEIGRIHMS, from 19th – 22nd Sept., 2013
- vi. Delivered a guest lecture titled "Designing & setting up a Tertiary Care Emergency Department" in the East Zone Critical Care Conference (EZCCCON – 2013) in the Department of Anaesthesiology on 22nd Sept., 2013
- vii. Invited Faculty in the 9th Indo-US Emergency Medicine Summit (INDUS_EM 2013) at Thrissur, Kerala from 22nd -27th Oct., 2013
- viii. Faculty at 61st Annual National Conference of Indian Society of Anesthesiologist (ISACON-2013). From 25th to 29th December 2013 at Guwahati
 - a. Conduct workshop as Coordinator on "Simulation based – in Anaesthesia & Critical Care
 - b. Chaired a session.

- ix. Completed the (MCI) Basic Course Workshop in Medical Education Technologies at Regional Training Centre, KGMU, UP, Lucknow from 13th - 15th March, 2014
- x. Delivered guest lecture at seminar organized by scientific committee civil Hospital Aizawl, Mizoram, Titled: Catheter related blood stream infection/Hospital Acquired Infection & focus on CRBSI.

Research Involvement (Thesis)

Guide:

- a. Comparative evaluation of hemodynamic response, efficacy & safety of Levosimendan, Milrinone and Dobutamine in patients with low cardiac output syndrome following cardio pulmonary bypass for valve replacement surgeries. A double blind randomized control study (Dr. M. Yunus).
- b. Efficacy of perioperative Dexmedetomidine in attenuation of hemodynamic response to intubation, effect on haemodynamic response during surgery and dose sparing effect of opioids and anaesthetic agents in patients undergoing laparoscopic cholecystectomy Guide - (Dr. M. Yunus), Co-Guide – Dr. J.K. Mitra
- c. Influence of Packed red cell transfusion risk of acute kidney injury after cardiopulmonary bypass and non-anemic patients undergoing cardiac surgery (Dr. M. Yunus).

Co-Guide:

- a. **Title :** Evaluation of hearing loss after spinal anesthesia. (Dr. M. Yunus & Dr. N. Lyngdoh).

Recent Academic Achievement:

- a. Appointment of as an Internal Adjudicator (P.G-MD thesis evaluation) and the subject Anaesthesiology for awarding the M.D degree for Srimanta Sankardewa University Of Health Sciences, Guwahati
- b. Non- Examiner Coordinator for DNB Examinations at NEIGRIHMS from 18th – 21st April, 2013.
- c. Organizing member of (ISACON-2013), 61st Annual National Conference of Indian Society of Anesthesiologists at Guwahati as workshop committee chairperson
- d. Co-organizing Secretary of (EZCCCON-2013), East Zone Critical Care Conference at Shillong
- e. Member of Institute Ethics Committee, NEIGRIHMS IEC, NEIGRIHMS

Peer Reviewer IEC, Clear Undergoing Project:

1. Efficacy of Hand Hygiene Practice in Operation Theatre
2. Role of Post operative Anesthesiologist's visit for patient satisfaction.

- C. Dr. Nari M Lyngdoh, Associate Professor, Dept. of Anaesthesiology, NEIGRIHMS:- Conferences/events attended
1. Presented a paper titled “ Anaesthesia and stone surgery” in a CME on “ An update on urolithiasis” held on 23rd April, 2013 organized by the Department of Urology, NEIGRIHMS.
 2. 7th Annual Short Course in Clinical Research Methodology held at Mumbai from 3rd – 4th August, 2013
 3. Joint Secretary Scientific Committee of the East Zone Critical Care Conference (EZCCCON – 2013) in the Department of Anaesthesiology, NEIGRIHMS, from 19th – 22nd Sept., 2013
 4. Presented a paper titled “ Malaria in ICU” in the East Zone Critical Care Conference (EZCCCON – 2013) in the Department of Anaesthesiology on 22nd Sept., 2013.
- d. Dr. Jayanta Kumar Mitra, Assistant Professor, Dept. of Anaesthesiology, NEIGRIHMS:- Conferences/events attended:
1. Participating in ATLS(Acute Trauma Life Support) Provider Course at JPN Apex Trauma Care AIIMS, New Delhi-110029., from 4th – 6th April, 2013
 2. 1st Annual International Best of Brussels Symposium on Intensive Care & Emergency Medicine, ISCCM, Pune from 9th – 14th July, 2013
 3. Non- Examiner Coordinator for DNB Examinations at NEIGRIHMS from 5th – 7th Sept.,, 2013.
 4. Secretary Scientific Committee of the East Zone Critical Care Conference (EZCCCON – 2013) in the Department of Anaesthesiology, NEIGRIHMS, from 19th – 22nd Sept., 2013
 5. Attended as Faculty in the 1st World Pain Symposium 2013 w.e.f. 14th – 17th November, 2013 at Oberoi Grand, Kolkata.
 6. Faculty for Annual National Conference, Guwahati, December, 2013
 7. Habib MD R Karim, **J K Mitra**, M Yunus, V Hamar, A Goyal (2012) A rare case of Pedunculated tonsillar mass in child. International Journal of Anaesthesiology , Pain management, Intensive Care & Resuscitation 2012;16(3):299-301
 8. Habib Md Rezaul Karim, **Jayanta Kr. Mitra**, Prithwis Bhattacharyya, Amy G. Rapsang . Unusual presentation of acute pulmonary edema in severe preeclamptic patient during cesarean section: a case report. .Journal of Evolution of Medical and Dental Sciences 2012; 1(6): 1039-42.

Achievements/Awards:

1. Recognized as Teacher in IDCCM Course
2. Peer Reviewer for Journal of Anaesthesiology & Clinical Pharmacology
3. Reviewer for Annals Medical Health Sciences Research.

M.D Thesis:

A Comparative Study Of The CAM-ICU, The NEECHAM Confusion Scale And the ICDSC For The Assessment Of Delirium In The ICU

DEPARTMENT OF ANATOMY**FACULTY:**

Post	Sanctioned	Current status	Name
Professor & Head	1	1	Dr. Asima Bhattacharyya
Associate Professor	1	1	Dr. Amitav Sarma
Assistant Professor	2	1	Dr. Sarah Ralte

Senior Resident Doctors - 2 Nos.

Junior Resident Doctors (M.D) (Post Graduate) - 1 No.

INFRA – STRUCTURE:

- Dissection Hall with eight body mortuary cooler; three tanks for keeping cadavers; two band saws and attached Embalming room.
- Histology Laboratory furnished with fifty compound microscopes.
- Museum furnished with models and specimens.
- Library cum Seminar room.(No. of books - 148)
- Demonstration rooms.(2)
- Research Laboratory furnished with one rotary microtome and one microtome knife sharpener.
- Genetic laboratory (establishing with procurement of one centrifuge machine and one laminar airflow cabinet)

SERVICES:

1. Dissected parts and organs collected from cadavers, mounted and displayed in the museum and also preserved for teaching and examination purpose.
2. The MBBS course of 2012-13 batch was completed by 15th May, 2013.
3. The First Professional MBBS (practical & viva) Examination of the same batch was conducted in the department on 8th and 9th July, 2013.
4. The First Professional (supplementary) MBBS (practical & viva) Examination of the same batch was conducted in the department on 19th September, 2013.
5. MBBS classes of 2013-14 batch was started from 2nd September, 2013.
6. Dissection training was conducted on four embalmed human cadavers procured from various Medical Colleges of Kolkata.

Lecture hours per week – 6 hrs

Practical hours per week – 12 hrs

The total theory classes of the batch 2013-14 were for 206 hours (including examinations), and practical classes were for 314 hours.

ACADEMIC ACTIVITIES:

1. Regular classes and seminar/demonstrations are being held for under graduate, post graduate and resident doctors.
2. Regular class tests and seminars are being held for under graduate students.
3. Regular classes, seminars and review of journals are being held for the post graduate student.
4. 2nd Indira Gandhi Memorial Lecture was organized by the department of Anatomy on 19th November, 2013.

RESEARCH:

The laboratories of the department are in the process of being established. One High end microtome and one microtome knife sharpener have been procured for the Histology laboratory and one Bio-safety Cabinet is procured for the genetic laboratory.

OTHER ACADEMIC ACTIVITIES:

Dr. Asima Bhattacharyya

1. Attended a short course on “How to Teach Evidence Based Child Health” from 30th January to 1st February 2014.

2. Organized and participated in “2nd Indira Gandhi Memorial Lecture” held on 19th November, 2013, as an Organizing Chairperson.
3. Chaired the session of a guest lecture on “Teratology- Science of Congenital Malformation” by Prof. Mandavi Singh, Dean, IMS, BHU.
4. Involved as a Guide of post graduate thesis entitled, “Teratological Effect of Levitiracetam on Pregnant Albino Mice”.

Dr. Amitav Sarma

1. Published a paper in NEIGRIHMS-Journal of Medical and Health Sciences Titled- “Bilateral Symmetrical Lissencephaly with Pachygyria – A case report”. Volume 5; Issue 1: pg 38-40 (2013), Saikia B, Handique A, Das BK and Sarma A
2. Published an original article titled “Study of Variation of the Anterior Cerebral Artery in Human Brain” in National Journal of Clinical Anatomy Vol. -3(2), pg 87-89 (2014), Bishwajeet Saikia, Kunjalal Talukdar , Joydev Sarma, Amitav Sarma, Sandeep Maddan.
3. Paper accepted for publication:
 - a). Body Donation and its Importance in Anatomy: A review, Sharma A, Bhattacharyya A, Saikia B, NEIGRIHMS-Journal of Medical and Health Sciences, accepted on 21st July, 2013.
 - b). Proximal Tibio-Fibular Joint: A forgotten joint to be remembered?, Sharma A, Borgohain B, Saikia B, Journal of North East Regional Orthopaedic Surgeon Association (NEROSA), accepted on 10th May, 2013
 - c). Bilateral High Origin of Terminal Branches of Brachial artery: A case report, Sharma A, Saikia B, National Journal of Clinical Anatomy (NJCA), accepted on 27th October, 2013.
4. Organized and participated in “2nd Indira Gandhi Memorial Lecture” held on 19th November, 2013, as an organizing Secretary & also delivered a lecture on “Development of Thyroid & Parathyroid”.
5. Participated in Workshop titled, Research Methodology and Biostatistics, held on 6th & 7th July, 2013 at NEIGRIHMS.
6. Presented a paper entitled an anthropometric study for measurement of stature from arm span among adult male Khasi Tribe of Meghalaya in 61st National Conference (NATCON), ASI held on 22nd November, 2013.
7. Attended Basic Course Workshop in Medical Education Technologies held on 13th – 15th March 2014 at Lucknow, U.P, India.
8. Attended a short course on “How to Teach Evidence Based Child Health” from 30th January to 1st February 2014.

9. Involved as a Co-guide of Post Graduate Thesis entitled, "Teratological Effect of Levitiracetam on Pregnant Albino Mice".

Dr. Sarah Ralte

1. Member of editorial board for two American indexed peer-reviewed journals:
 - a) "International Journal of General Medicine Research and Public Health" published by Institute of Research Engineers and Doctors (IREED), based in Santa Barbara, California, USA.
 - b) "International Journal of Infections and Drug Resistance" published by Institute of Research Engineers and Doctors (IREED).
2. Member of editorial board for two American (online & indexed peer-reviewed) journals published by Scientific Research Publishing, based in Delaware, USA.
 - a) "Microscopy Research" journal.
 - b) "Forensic Medicine and Anatomy Research" journal.
3. Article in press entitled "Histomorphology of trabeculated urinary bladder – A cadaveric report" by Sarah Ralte, Vandana Raphael and Asima Bhattacharyya, to be published in 2014 June issue of The Journal of Anatomical Society of India by Elsevier.
4. Submitted 2 review articles to International American journals (Status: Under Review as on 9th June, 2014):
 - a) Paper titled "Effect of Bisphosphonate on Osteoclast of Bone" by Sarah Ralte, Asima Bhattacharyya; Forensic Medicine & Anatomy Research.
 - b) Paper titled "Histomorphology of Metaphysis of Proximal Tibia in Albino Rat" by Sarah Ralte; Austin Journal of Anatomy.
5. Nominated for inclusion in the forthcoming "32nd Edition of Marquis who's who in the World – 2015" biographical directory book since 1899, published by American publisher, News Communications Inx.
6. Approval & acceptance to be a member of "American Association of Anatomists" for the year 2014 as a Regular Member.
7. Organized and participated in "2nd Indira Gandhi Memorial Lecture" held on 19th November, 2013, as an organizing Secretary & also delivered a lecture on "Surgical Anatomy of Thyroid & Parathyroid".
8. Involved as a Co-guide of Post Graduate thesis entitled, "Teratological Effect of Levitiracetam on Pregnant Albino Mice".

Dr. Biswajeet Saikia

1. Published an original article titled “Study of Variation of the Anterior Cerebral Artery in Human Brain” in National Journal of Clinical Anatomy Vol. -3(2), pg 87-89 (2014), Bishwajeet Saikia, Kunjalal Talukdar et al.
2. Published a Paper titled “Patau Syndrome- A case report” in National Journal of Clinical Anatomy. Vol. -3(2), pg 87-89 (2014), Bishwajeet Saikia, Bipul Kumar Das et al.
3. Published a paper in NEIGRIHMS- Journal of Medical and Health Sciences Titled- “Bilateral Symmetrical Lissencephaly with Pachygyria – A case report”. Volume 5; Issue 1: pg 38-40 (2013), Saikia B, Handique A et al.
4. Published an original Article Titled – “Circle of Willis: Variant forms and their embryology using gross dissection and Magnetic Resonance angiography” in International Journal of Anatomy and Research, vol 2(2):344-53, (2014) Saikia B, Handique A et al.
5. Organized and participated in “2nd Indira Gandhi Memorial Lecture”

Dr. Sandeep Madaan

1. Published an original article titled “Study of Variation of the Anterior Cerebral Artery in Human Brain” in National Journal of Clinical Anatomy Vol. -3(2), pg 87-89 (2014), Bishwajeet Saikia, Kunjalal Talukdar, Joydev Sarma, Amitav Sarma, Sandeep Madaan.

DEPARTMENT OF BIOCHEMISTRY

FACULTY:

Post	Sanctioned	Current status	Name
Professor & Head	1	-	Vacant
Associate Professor	1	1	Dr. Alice Abraham Ruram
Assistant Professor	2	2	Dr Chandan Kumar Nath Dr Happy Chutia

Senior Resident Doctors - 2 Nos.

Introduction:

The Department of Biochemistry, which was established at NEIGRIHMS, in the later half of 2007 with the joining of the Senior Resident doctors, became a fully functional department with the joining of the Assistant Professors in July 2008. At present on an average more than 300 patients visit the biochemistry laboratory per day for various clinical investigations. Around 2000 to 2500 numbers of various biochemical tests are performed per day. Since January 2008 the Clinical Biochemistry Laboratory is operating 24hrs/day providing uninterrupted and unremitting service to the patients visiting NEIGRIHMS.

Clinical Chemistry Laboratory:

Apart from routine tests, hormone assays, viz., thyroid, fertility, renal, tumor markers, renal stone analysis, serum protein electrophoresis are done. Furthermore the Biochemistry Laboratory is also routinely conducting biochemical analysis of Urine and various other fluids such as cerebrospinal fluid, peritoneal fluid, etc.

The Clinical Biochemistry Laboratory is also actively involved in stringent Quality Control Programs. Third party **Internal Quality Control as per the guidelines of ICMR and Quality Council of India** are done on a regular basis to verify and validate the reports generated in the Clinical Biochemistry Laboratory. Moreover the department is also participating in an **External Quality Control program (EQAS) of Association of Clinical Biochemists of India (ACBI)** conducted by Christian Medical College, Vellore.

Infrastructure:

At this point in time the Department of Biochemistry is well equipped with most of the clinical equipments that are required for high-quality Clinical Laboratory. Some of the equipments that are at hand in the Clinical Biochemistry Laboratory are:-

- ❖ Fully Automated Clinical chemistry analyzers (Beckman Coulter, Olympus AU2700 plus)
- ❖ Fully Automated Clinical chemistry analyzers (Beckman Coulter, AU 480)
- ❖ Fully Automated Dry Clinical chemistry analyzer (Johnson's and Johnson's, Vitrous Chemistry 4600)
- ❖ Fully Automated Clinical chemistry analyzers (Transasia Erba XL-600 and Erba 300)
- ❖ Fully automated Chemiluminescence's system (Beckman Coulter, Access 2)
- ❖ ELISA Processor (Mago 4 from Dia Medix)
- ❖ Fully automated electrophoresis system from Helena Bioscience with SAS-1 and SAS-2
- ❖ Semiautomatic clinical chemistry analyzers
- ❖ Electrolyte analyzers from Eschweiler combiline
- ❖ Clinical centrifuge
- ❖ Water purification system (Milipore Elix 3 and Mili Q)
- ❖ Water purification system (Milipore Elix-70)
- ❖ Water purification system (Thermofisher Maxi Tower plus)

Besides the Clinical Biochemistry Laboratory, the department has also taken the initiative to commence with basic clinical research.

Basic Research Equipments available in the Department

- ❖ Water purifying system for Type I water
- ❖ High speed refrigerated centrifuge (Appendorf & Thermofisher Scientific)
- ❖ Spectrophotometer
- ❖ Electrophoresis system with power pack
- ❖ Thermal Cycler (Appendorf)
- ❖ Laminar air flow (Nuair)
- ❖ Deep Freezer (-20 and -80) from Dometic
- ❖ ELISA reader and washer (Biorad)
- ❖ Lyophilizer (Delvac Pumps)
- ❖ UV spectrophotometer
- ❖ Nephelometer (Beckman Coulter, Image 800 immunochemistry system)
- ❖ BOD Incubator (Acma)

Academic Programs:

The faculty and the resident doctors of the Department of Biochemistry have been actively involved in conducting both theory and practical classes to the MBBS students. Tutorials as

well as Periodic Internal Assessments through Semesters were also given to assess the progress of the students.

The Department also takes part in the different institutional and regional academic activities on a regular basis for the development of medical man power in the region as per the mandate of the institute.

1. Clinical Diagnostic laboratory Services

Year	Total number of patient samples analyzed	Total number of tests done
Jan2013-December 2013	88,621	6,39,769
Jan 2014-may 2014	41,108	2,73,883

2. Departmental Academic Activities

- Weekly Journal Clubs
- Weekly Seminars

3. Institutional Academic Activities

- Conducting Theory and Practical classes for **MBBS** course including Periodic Internal Assessments through Semesters
- Conducting Theory and Practical classes for **B.Sc. Nursing** course including Periodic Internal Assessments through Semesters
- The Department also participates in the Institutional clinical grand round presentation & Annual day Celebration
- The Department presented an original article entitled Chemical analysis of renal stones of patients visiting NEIGRIHMS on the annual day of NEIGRIHMS held on 5th March ,2014
- Besides the academic activities in the institution, the faculties are also involved in conducting 1st MBBS examinations, BDS examination in other medical colleges or institutions as external examiner
- The Department is also actively involved in tutoring students enrolled in the institution via Theory and Practical classes for **B.Sc. Nursing** course including Periodic Internal Assessments through Semesters.

4. Workshop attended

- Attended workshop on research & development of Molecular Biology lab conducted by DBT in Department of Pathology ,NEIGRIHMS
- Dr Chandan attended the workshop on” DNA diagnostic technique” conducted by SGPGI ,Lucknow from 26 to 30th November 2013. Had an hands on training on Real Time PCR, GAP-PCR, AMPS- PCR, TP-PCR, Allelic zygosity study, MLPA, FISH, Microarray & Sanger sequencing using radiolabelled DNTP.

5. Ongoing research projects in the Department

- Study of iodine deficiency disorders and abnormal thyroid function test in pregnant women and their neonates in NEIGRIHMS- funded by ICMR
- Childhood obesity in India : A multicentric study on measurements and determinants funded by ICMR
- Study of Thyroid profile status of MDR TB patients under DOTS Plus treatment in East Khasi Hills district of Meghalaya.
- Study of glucose 6 phosphate dehydrogenase deficiency & G6PD gene polymorphism with reference to G6PD B & G6PD (A⁺/A⁻) genotype in patient treated for malaria in NEIGRIHMS –funded by DBT
- Early detection of kidney injury due to broad spectrum antibiotics use in critically ill patients with reference to cystatin C & neutrophil gelatinase associated lipocalin funded by DBT

6. Paper Published

- a) Association of secondary hyperparathyroidism with hemoglobin level in patients with chronic kidney disease in journal of laboratory physician/Jan-Jun2013/Vol-5/Issue-1
- b) A Study on serum magnesium level in type 2 Diabetes Mellitus Patients attending NEIGRIHMS, Shillong in Journal of Medical and Health Sciences .Volume 5;Issue 1:2013
- c) IndrajitNath, Chandan Kumar Nath, MrigankaBaruah, MoushumiPathak, R. Banerjee, SapnaGoyal (2013) A Study of Inflammatory Status in Nephropathy Patients with History of Type-II Diabetes Mellitus Undergoing Hemodialysis. Journal of Clinical and Diagnostic Research. Vol-7(10): 2143-2145.
- d) PranamiBordoloi, MrigankaBaruah, ChandanNath, Dipali Das, R Devi (2013) A Study of Oxidative Stress in Cancer Patient before and after Supplementation of Vitamin C and Vitamin E International Journal of Health Sciences & Research (www.ijhsr.org) Vol.3; Issue: 1.

e) IndrajitNath ,MrigankaBaruah , Chandan Kr Nath , AnkurBaruah (2013)A study of nutritional status in patients of nephropathy with type-2 Diabetes mellitusundergoing hemodialysis. International Journal of Biological & Medical Research4(1): 2692 – 2695.

Review:

Thyroid profile status of patients treated for multi drug-resistant tuberculosis in state of Meghalaya, India sent for publication to Lungs India.

DEPARTMENT OF CARDIOLOGY

FACULTY:

Post	Sanctioned	Current status	Name
Professor & Head	1	1	Dr Animesh Mishra
Associate Professor	1	1	Dr Manish Kapoor
Assistant Professor	2	1	Dr Amit Malviya

Senior Resident Doctors - 6 Nos.

Technical Man Power: 11 sanctioned posts; Recruited – 8 Nos.

Ward Sister & l/c's - 3 Nos.

Staff Nurse - 39 Nos.

Infrastructure

Name of	Present Position	Deficiency	Remarks
---------	------------------	------------	---------

Seminar Room	1	Nil	Fulfilled as per requirement of MCI for running DM Courses
OPD Room	5 (1 – ECG)		
Registration Room	1		
Office Room	1		
Department Library	1		
TMT Room	1		
Echocardiography Room	1		
Holter Room	1		
Central Cath Lab	1		
Mobile Cath lab	1		
Store Room	2		

High End Equipments -

SI No	Name of Equipments	Nos. Available	Remarks
1	Single Plane Cath Lab (with UPS of 160 KV backup)	1	All the equipments are in the working condition
2	Mobile Cath Lab	1	
3	TMT Machine	1	
4	Echocardiography Machine	1	
5	ECG Machines	20	
6	Holter Machine	2	
7	Portable Echocardiography Machine	1	

Academics:

On the Academic side, **2(two)** publications (**1(one) international**) has come out in the current year of 2013-2014. So far around 4 (four) DM Cardiology (SRDs) and 2 (two) Non DM SRD worked in the department of Cardiology and submitted the Log Book of all the Academic and Scientific activities they have participated. Work LOG Book of all the units' year wise are maintained. Daily morning round with bed side teaching for Nurses/SRDs (DM along with Non DM) is a regular feature of our Department. Department has been conducting Seminars, Presentation, Journals Review, etc as a part of routine academic activity. One of the significant additions in our academic activity in this year is interdepartmental Cath & Cardiovascular Meet on every Friday at 3.00 pm. This interdepartmental meet is attended by esteemed Director, NEIGRIHMS, department of Cardiology, department of CTVS and the department of Anesthesia. This activity has boosted the academic temper of the department. Post Doctoral Courses (DM Cardiology) is being started from the academic year of 2012-13 with intake of 2 (two) students. This is also a significant addition in the academic and patient care activity. Department of Cardiology is the first department which has started the Post Doctoral Course in the institute and hence, is spearheading the inter alia objectives of the

institute. Another general addition in the Institute activity of the institute this year is Clinical Grand Round (CGR) and Mortality Meeting of the institute where department of Cardiology has presented the Cases and actively participated in all the sessions of this auspicious gathering of the institute where Director, NEIGRIHMS, Faculty, SRDs/ JRDs, Nursing Teachers and Staffs, Technical Staffs and UG and PG Students assembled on every Saturday Morning.

OPD & In-Patients Services:

The department of Cardiology runs OPD services in all week days i.e from Monday to Saturday. The services provided are Out patient, In-patient (of 24 X 7 services) including ICCU & Ward, ECG, Echocardiography lab, Cath lab and TMT lab.

STATISTICS

(w.e.f 1st April, 2013 to 31st March,2014)

OPD	ECG	Echo	TMT	Holter	Cath Lab
16225	18,942	7396	1856	664	1312

DETAILS OF CATHETERIZATION LAB PROCEDURES (w.e.f April 1st April 2013 to 31st March, 2014)

Sl No	Name of the Procedures done	Numbers
DIAGNOSTIC PROCEDURES		
1	CAG/ Check Angio	670
2	Renal Angiogram	160

3	Aortogram/ Peripheral Angio	33
4	Cath Study	22
5	LV Angio	2
Total		887
THERAPEUTIC PROCEDURES		
1	Angioplasty/PTCA	203
2	BMV	11
3	Coarctation Balloon Dilatation	1
4	ASD Closure	19
5	TPI	95
6	PPI	52
7	CRT	7
8	PDA Closure	6
9	POBA	11
10	PVBD	5
11	PTRA	5
12	AICD	3
13	RSOV	1
14	Coil Embolization	5
15	Combo Device	1
GRAND TOTAL		425

Diagnostic Procedure = 887 (+) 425 = Therapeutic Procedure = 1312

In the field of preventive and promotive cardiology, one in the department has spearhead in the North Eastern Region by deliberations through Prasar Bharati Shillong Doordarshan, All India Radio (AIR), National Informatics Centre (NIC) Ministry of Communications and Information Technology, Govt of India, Workshops, lectures in Government & Private Colleges and University, Para-Military Forces, etc

since 2007. Department of Cardiology is catering patients from North East, Eastern India and neighboring countries like Bangladesh, etc.

Department of Cardiology is also participating in various health activities of the region through Radio/Television talks, Health camps, CMEs and awareness talks through various Government and public forums.

Administrative, Clinical, Teaching, Research & Academic activities related to faculty of Cardiology Deptt.,:-

Other Extra Curriculum contributed by Prof. Animesh Mishra (HoD Cardiology)

1. One week Orientation visit to KL Center of Medical Education & Technology AIIMS, New Delhi for the development of Medical education Technology Unit at NEIGRIHMS Shillong from 7th to 13th September, 2013.
2. Clinical Cardiology, Viva Voce & Thesis Examiner for DM Cardiology Entrance at IMS, Banaras Hindu University for the session 2014.
3. Clinical Cardiology, Viva Voce & Thesis Examiner for DM Cardiology Entrance at IMS, Banaras Hindu University for the session 2013.
4. External Expert for DM Cardiology Examination at Cuttack Medical College (Orissa), INDIA for the session 2013
5. Editor of Indian Society of Cardiology {Registered under Societies Registration Act XXI of 1860, No-S-29128}, ISSN 0972-1622} for a period of 3 years w.e.f January, 2012)

On the Academic side, the following are the participation and contributions in National/ Regional Conferences –

A. Dr Animesh Mishra (Professor & HoD)

1. Chaired a session on “Arrhythmias” at the UP CSI (CARDICON 2014) on 2nd February, 2014 at Varanasi, UP.
2. 1st Live Summit on Chronic Total Occlusion 2013 organised by IJCTO Indo Japanese CTO Club on 8th June, 2013 at Main Arena Grand Ballroom, Renaissance Convention Centre, Mumbai as Moderator for the Session : “Program 6 : Focused Lectures”
3. Delivering Guest Lecture on “Cardiologist Perspective in Diabetics” at the UP CSI (CARDICON 2014) on 2nd February, 2014 at Varanasi.
4. Delivering Guest Lecture on “Resynchronization of Heart” at the IMS, Banaras Hindu University on 16th April, 2013 at Varanasi, UP.

B. Dr Manish Kapoor

1. Delivering a Guest lecture on “Cardiac Disease in Pregnancy” at the XIVth Annual Scientific Conference of Shillong Obstetrics & Gynaecological Society on 24th November, 2013.
2. Delivered Guest Lectures on prevention of Cardiac disease at Hotel Polo Towers, Shillong organized by Meghalaya Medical Services Association (MMSA).

3. Delivering a Radio talk under the programme “Doctor Se Miliye” on 27th September, 2013 invited by All India Radio, Shillong.
4. Deliver a talk on “Understanding Heart – Your Friend” at a “Medical Health Camp” at Mawlai, Shillong on 27th March, 2014.
5. Chaired a session where Dr K P Mishra delivered a talk on ECG organized by Meghalaya Medical Services Association (MMSA) at Hotel Polo Towers, Shillong.

C. Dr Amit Malviya

1. Delivered a Guest Lecture and Chaired one session at the CSI North East Chapter at Kaziranga, Assam, 2013.
2. Actively attended and participated at the NIC 2013 at Kolkata.
3. Delivered 2 Guest Lectures on Cardiac disease and prevention at BSF, Assam Rifles in Shillong.

Publications in Regional & National Journals -

1. 1(one) international publication has been accepted for publishing in the journal of “Heart Asia BMJ”.
2. Indian Guidelines on Hypertension – III – 2013; Dr M Kapoor, Dr S K Saha, Dr P K Shrivastava; (Source : Journal of Association of Physician of India, February, 2013); Souvenir Meghalaya Medical Services Association).

VISITS:-

- a) Visit of Dr Jagdish Prasad, Director General of Health Services, Govt of India on 5th March, 2014 to the department of Cardiology
- b) Visit of Shri. C K Mishra, Addl Secretary, Ministry of Health & Family Welfare, Govt of India on 7th January, 2014 to the department of Cardiology.

Social Activities;

Department of Cardiology has actively participated at the Free Medical Camp organized by Meghalaya Pensioner’s Association at Mawkriah Village, East Khasi Hills on 11th March 2014.

DEPARTMENT OF COMMUNITY MEDICINE

FACULTY

Post	Sanctioned	Current status	Name
Professor	1	1	Prof. Dr. Sajida Ahmed
Associate Professor	1	1	Dr. Star Pala
Assistant Professor	1	1	Dr. Himashree Bhattacharyya

Senior Resident - 2 (Two)

Other Staff

1. Lady Medical Officer: 2 (Two)
2. Public Health Nurse: 1 (One)

Introduction

The Department of Community Medicine was started on a regular basis since August 2009 with the joining of Dr. Star Pala as Assistant Professor of Community Medicine. The Department of Community Medicine is located in the basic sciences block. The department has 12 rooms including laboratory, seminar hall, library and a museum. The department is attached to the two urban (Laban State Dispensary and Mawlai-Mawroh PHC) and two rural health centers (Diengpasoh PHC & Sohiong CHC) in East Khasi Hills District as field practice area of NEIGRIHMS for training of undergraduate students. The department has participated in various National and State health programmes of Meghalaya as of now, which will later be expanded to other North Eastern States in different capacities and also to conduct research studies on the public health problems prevailing in the Region.

A. Education

MBBS Program

1. Teaching and training of MBBS (I to VII semester & Interns).
2. Problem based learning and field visits for MBBS students in the community (rural and urban areas) Sohiong CHC.

Weekly seminar/Journal Club in the department.

Attending the weekly Institute Academics program (Clinical Grand Round) on every Saturday.

Conduct discussion session on Research Methodology at least once a month.

B. Hospital Services:

The Department of Community Medicine is coordinating the different National Rural Health Mission (NRHM) activities in NEIGRIHMS, in collaboration with the Health Department, Government of Meghalaya in different capacity. The department had conducted several poster exhibitions, health talks and competition in NEIGRIHMS on the occasion of different important international health days like;

World TB Day: Poster exhibition & competition on the 24th March, 2014.

World Health Day: Poster exhibition and health talk on 7th April 2014 on the topic Hypertension.

The major objective of these exhibitions was to create public awareness among staff, students, patients & their attendants in NEIGRIHMS. During the above exhibitions, health talks on the respective subjects were delivered both in English and in local languages for the patient and their attendants.

C. Community Services:

1. The Department has been conducting regular field visits with the under graduate students to the field practice areas of the department for orientation and field based training of MBBS students. Students participated in various health activities of the local health institution like health talk on various public health issues mainly in Mawpat and Pynthorbah Urban Health Centres. School health checks up were also conducted in the field practice area (Presbyterian Higher Secondary School, Mawpat).Epidemiological exercises on various public health issues were taken by the students as part of their learning for epidemiology and biostatistics in the community.

2. The Department has started providing OPD, emergency & outreach services as part of Rural Health Training Center (RHTC) in Sohiong CHC. More than 1000 OPD cases were consulted / attended during the last year along with emergency services. These services will be further expanded with availability of manpower. There has also been a proposal to take up Bhoirymbong CHC for exposure and training of interns in the near future.

3. Health at the doorstep was also provided during the field visit by MBBS students as part of their family case studies and family health advisory service. Around 250-300 families were visited in the last year and 351 patients were consulted and provided free treatment during those visits. The department of Community Medicine & MBBS students also participated during the Intensive Pulse Polio Immunization (IPPI) in Diengpasoh PHC and also within the Institute campus. (January 2014 and March 2014).

4. Health Camp & Awareness Program: Participated (in which more than 2300 patients avail the services)

Participated in awareness camp on HIV/ AIDS and health camp on 27th July 2013 at Mawlein-Mawkan RiBhoi district organized by Lyntijam Welfare and Development Association Nongpoh in association with National Commission for Women and NEIGRIHMS, Shillong.

Attended the Health Awareness Camp-cum-Medical Check-up along with interns organized by Mobile Medical Unit, Health Dept. of Meghalaya, Shillong in collaboration with Shillong College, NSS unit on the 15th of October, 2013 at Nongtynger, Pynursla, East Khasi Hills.

Attended Health camp organized by Mobile Medical Unit, Health Deptt. of Meghalaya, Shillong at Mawlali village under Jongsha PHC in East Khasi Hills 18th November 2013.

Attended several health camps in areas like Laitkor, Bhoirymbong, Nongpoh and provided free health services in these camps.

Attended the Health Awareness Camp-cum-Medical Check-up on 11 March 2014.

D. Training/Workshop/CME

- ✓ Dr. S Ahmed attended State level workshop on “Strengthening Menstrual Hygiene Scheme 014” from 18th-20th Feb, 2014.

- ✓ Dr. S Ahmed attended workshop on National Cold Chain Assessment 2014 under Immunization Program at NIHFW, Delhi on 27th March 2014.
- ✓ Dr. Star Pala attended the Zonal Operational Research Workshop for North East Zone organized by Central TB Division, MoHFW in Collaboration with Assam TB Cell at Guwahati from 25-26 November 2013.
- ✓ Dr. Star Pala, was a resource person on the topic “ Epidemiology of Tuberculosis Global & India” during the CME on RNTCP at NEIGRIHMS, Shillong held on the 18th October 2013.
- ✓ Dr. Star Pala attended the Workshop on “ How to Teach Evidence based Child Health” as Resource Person (on the topics “Systematic Review”) on the 30th January to 1st February 2014 at NEIGRIHMS, Shillong conducted by the ICMR Advance Center for Evidence Based Child Health, PGIMER, Chandigarh
- ✓ Dr. S Pala attended the National Data Analysis Plan organized by NACO at JIPMER, Puducherry (5 days) from 15th- 18th January 2014.
- ✓ Dr. S Pala had gone to RIMS, Imphal (4 days) as external Examiner from 20th- 23rd January 2014.
- ✓ Dr. S Pala attended the National Conference organized by the Indian Association of Preventive and Social Medicine (IAPSM) at Agartala (5 days) from 5th-8th Feb, 2014 and a presented paper.
- ✓ Dr. Star Pala was Organizing Secretary for the Institute Annual Day and Post Graduate Scientific Research Presentation held at NEIGRIHMS, Shillong on 4th-5th March 2014.
- ✓ Dr. S Pala attended the workshop on Transforming Public Health Education in Health System Quality organized by MoHFW and Harvard School of Public Health at JIPMER, Puducherry, from 10-11 March 2014.
- ✓ Dr. S Pala delivered a lecture on Descriptive Epidemiology and methods in Investigation of an outbreak at the Training of MO on VBDCP at Pasteur Institute, Shillong on 23rd March 2014.
- ✓ Dr. H Bhattacharyya participated and organized a training program on “Basics of Good Clinical Practice” along with Dept of General Medicine and CDSA in NEIGRIHMS on 28th-29th March 2014.
- ✓ Dr. H Bhattacharyya attended a short course on “How to teach evidence Based Child Health” in NEIGRIHMS by ICMR on 30th Jan-1st Feb 2014.
- ✓ Dr. H Bhattacharyya presented paper on”Knowledge, Attitude and Practices Regarding Breast Feeding, A Picture In East Khasi Hills District of Meghalaya” on the annual day NEIGRIHMS on 4th-5th march 2014.
- ✓ Dr. H Bhattacharyya delivered a lecture on Biomedical Waste Management at the intern Orientation Course on 3rd Feb 2014.
- ✓ Co-ordinated and assisted in the Implementation of GFATM HIV-IDU Grant Round -9, Regional Technical Training Center (RTTC), NEIGRIHMS for training of doctors and nurses working in the Targeted Intervention for IDUs in the state of Assam, Meghalaya and Arunachal Pradesh from January 2012 till date. Three trainings were conducted in the last year on 27th-30th August

2013, 16th-19th November 2013 and 3rd-7th March 2014 respectively (participation as resource person by faculty & SRD, Community Medicine).

E. Research

Completed

Project as a site Co-investigator

1. Childhood Obesity in India: A Multi-center study on its measurements and determinants by **ICMR, India**. The principal investigator is Dr. Himesh Barman, Assistant Professor, Dept. of Pediatrics, NEIGRIHMS for North Eastern site.

Project as Site Principal Investigator

1. Conduction of District Level Household Survey (DLHS) -4 for the Clinical Anthropometry and Biochemical (CAB) component for the state of Meghalaya. Funding by the National Institute of Health & Family Welfare (NIHFW), New Delhi. Data collection and analysis completed in March 2014.

On going

1. Initial default among TB patients diagnosed at Medical Colleges in India: Issues and possible intervention (Coordinating center is Pondicherry Institute of Medical Sciences). Approved by Central TB Division (CTD), MoHFW, New Delhi. Funding is still awaited.

2. Co-ordinated and assisted in the Implementation of GFATM HIV-IDU Grant Round -9, Regional Technical Training Center (RTTC) NEIGRIHMS for training of doctors and nurses working in the Targeted Intervention for IDUs in the state of Assam, Meghalaya and Arunachal Pradesh from January 2012 till date.

3. Monitoring of "health facility survey in Meghalaya" under Regional Resource Centre, North East Region, Guwahati. Presently, six (6) districts have been covered for monitoring.

Publication;

1. Star Pala, Himashree Bhattacharyya, Apurba Marak, Bhanu Pratap Singh, Neilatu- U-Suokhrie. Knowledge, Attitude and Practices Regarding Breast Feeding, A Picture In East Khasi Hills District Of Meghalaya. *Journal of Evolution of Medical and Dental Sciences*, 2013; 2 (6): 633-38.
2. Himashree Bhattacharyya, Alak Barua. Nutritional status and factors affecting nutrition among adolescent girls in Urban slums of Dibrugarh, Assam. *National Journal of Community Medicine*, Vol4 Issue1 2013.
3. Himashree Bhattacharyya, DK Brahma, S Pala, JB Wahlang, MD Marak. Fundamentals of Randomized Controlled Trials. *Internet Journal of Pharmacology*. Vol12 No1 2013.
4. Subrat Panda, Ananya Das, Ahanthem Santa Singh, Star Pala. Vaginal pH: A marker for menopause. *Journal of Mid-life Health* | Jan-Mar 2014 5(1): 34-37.

CME:

Dept of Community Medicine in collaboration with State Task Force (STF), NEIGRIHMS had conducted a CME on RNTCP on the 18th October 2013 at NEIGRIHMS, Shillong for faculty members & resident doctors. A total of 55 doctors attended.

DEPARTMENT OF CARDIO THORACIC & VASCULAR SURGERY**FACULTY**

Post	Sanctioned	Current status	Name
Professor	1	-	Vacant
Associate Professor	1	1	Dr. Manuj Saikia
Assistant Professor	2	1	Dr. Jyoti Prasad Kalita

Senior Resident Doctors - 2 (Two)

Junior Resident Doctors - 2 (Two)

Rotational posting for Post Graduate Trainee from General surgery.

Perfusionist - One Senior Perfusionist.

INTRODUCTION:

The department of CTVS has been functioning since February 2007. The department runs OPD services in all week days i.e from Monday to Saturday. The services provided are Out patient and In patient. The department has a 30 bedded ward and 10 bedded ICU.

For the first time in the North Eastern Region of this country, the department of CTVS, NEIGRIHMS, performed an open heart surgery in July 2008. This is the only Cardiac Surgery center in the state of Meghalaya where open heart surgeries are being conducted. It is the only central government center in entire North Eastern region to perform open Heart Surgeries on regular basis. The Department caters to the needs of the patients from entire eight states of North East and from neighboring state of West Bengal, besides some from adjoining countries like Bangladesh, Myanmar, Nepal, Bhutan etc.

The department performs all forms of major open heart surgeries such as Adult cardiac surgery, Beating Heart Coronary Artery Bypass Graft (CABG), Valvular Heart Surgeries, congenital Heart Surgeries and Vascular surgery like Aortic aneurysm, Peripheral vascular surgeries best in emergency / trauma.

Apart from these, all thoracic and lung surgeries are also performed in the Department.

Prof. A.G. Ahangar who is the Director of NEIGRIHMS is a well known cardiac surgeon. Presently he is conducting and contributing in the open heart Surgery performed at this centre especially in the field of Beating heart open Heart surgery.

Performance of the Department for the period 1st April 2013 to 31st March 2014 can be shown by the following statistics:

STATISTICS FOR PATIENT CARE ACTIVITIES:

1. NUMBER OF OUT PATIENTS ATTENDING IN OPD FROM 1ST APRIL 2013 TO 31ST MARCH 2014

New	Follow up	Total
703	1410	2113

2. NUMBER OF INDOOR PATIENTS (Ward) - 346

3.INTENSIVE CARE UNIT (ICU) ADMISSION WITH DIAGNOSIS:

<u>Sl. No</u>	<u>Admitted with diagnosis</u>	<u>Total nos. of Admission (April 2013 To March 2014)</u>
1.	CAD-TVD	12
2.	Valvular	51
3.	Valvular with ASD	3
4.	PDA	1
5.	VSD	9
6.	ASD	31
7.	Pericarditis	8
8.	LA Myxoma	1
9.	TOF	4
10.	Hydatid Cyst	1
11.	POC CABG	2
12.	POC Valvular	3
13.	Pulmonary stenosis	3
14.	Mediastinal mass	3
15.	Ruptured submitral Aneurysm with post mitral annulus directly communication with pericardium	1
16.	Pseudoaneurysm	3
17.	Abdominal Aneurysm Artery (AAA)	5
18.	Lung mass	1
19.	LA / RV Mass	3
20.	Rt. upper lobes intracavity mycitomy	1
21.	RTA with # (Rt.) clavical with Rt. subclavian	1

22.	DVT partial thrombosis bronchial cephalic vein	1
23.	Multiple obsess Lt. lever lobe lung lt. lobe lobectomy	1
24.	Rt. subclavian pseudoaneurysm repair Rt. clavical fixation old IWMI	1
25.	Thoracotomy with marsupilization of hydatid cyst.	1
26.	POC PTCA	1
27.	Lung Bulla	2
28.	Foreign Body n the Rt. bronchus	1
29.	T ₂ DM with post PPI pocket side exposure	1
30.	CCP with RA clot	1
31.	TAPVC type I	1
32.	Ruptured sinus of valsalva (RSOV)	1
33.	Mysthemia	3
34.	Sternal wire removal	1
35.	Pyothorax	4
	Total	167

4. NUMBER OF OPERATIONS PERFORMED (1st APRIL 2013 TO 31ST MARCH 2014)

SL.No.	Operation performed	Total No.
1.	Double Valve Replacement (DVR)	5
2.	Aortic Valve Replacement (AVR)	11
3.	Mitral Valve Replacement (MVR)	9
4.	Mitral Valve Replacement + TV Repair	9
5.	Mitral Valve Replacement + TR Annuloplasty	3
6.	Mitral Valve Replacement + ASD + LA clot removal	2

7.	Pericardectomy + MVR	1
8.	ASD Closure	27
9.	ASD closure + TA Ring	2
10.	ASD closure + pulmonary valvotomy	2
11.	ASD closure + MR annuloplasty	2
12.	VSD closure	9
13.	VSD closure + pulmonary valvotomy	1
14.	CABG	14
15.	Pulmonary Valvotomy	4
16.	Total correction of TOF	4
17.	Total correction of TAPVC	1
18.	PDA Ligation	1
19.	Pericardiectomy	7
20.	Pericardiostomy	1
21.	Bental procedure	3
22.	Excision of LA mass	2
23.	Excision of RV mass	1
24.	Lt. Atrial Myxoma excision	1
25.	Ruptured Sinus of Valsalva (RSOV) Repair	1
26.	Abdominal Aortic Aneurysm (AAA)	3
27.	Repair of ruptured aneurysm & closure of the communication between post mitral annulus and pericardium	1
28.	Pseudo Aneurysm with clavicular fixation	1
29.	Embolectomy	2
30.	Evacuation of clot Rt / Lt. Femoral	2
31.	Aorta Femoral Grafting	1
32.	Thoracotomy	6

33.	Thoracotomy + Buller excision	1
34.	Lobectomy	2
35.	Pneumonectomy	2
36.	Excision of Mediastinal mass	2
37.	Excision of mass (Rt) lung	1
38.	Re-exploration	2
39.	B.T. Shunt	2
40.	Debridment and sternal bending / secondary suture	2
41.	Sternal wire removal	1
42.	Thymectomy	3
TOTAL		157

Recent activities

1. Hybrid intervention for repair of aortic aneurysm and dissection has been started for the first time in the entire North East region with full collaboration of department of radiology, NEIGRIHMS. Till date two such procedure has been successfully performed.
2. One of the highest form of life saving device called Extra Corporeal Membrane Oxygenator (ECMO) was installed in the CTVS department and it was clinically used for the first time in the entire Eastern region of this country on 29th January 2014. At present NEIGRIHMS is the only center to have such a facility in the entire eastern India to treat indicated patients with severe cardio respiratory failure.

REGULAR ACADEMIC ACTIVITIES:

- Teaching of post graduate general surgery trainee.
- MBBS Theory Classes
- Nursing Classes
- Departmental Clinics
- Combine CTVS and Cardiology case Presentation & Angio Meet.

RESEARCH AND PRESENTATION:

1. Co-guide of Phd. project on “Shape memory polymer in Biomedical devices” in collaboration with department of mathematic IIT Guwahati.
2. Co-guide on research project on “Early protection of Kidney injury due to broad spectrum anti biotic used in critically ill patient with reference to cystatan C and Neutrophil gelatinase associated lipoclin” in collaboration with department of Biochemistry, NEIGRHIMS.
3. Co-guide of thesis project on “Influence of packed red blood cell transfusion on risk of acute kidney injury after cardiopulmonary bypass in anaemic and non-anaemic patients undergoing cardiac surgery” in collaboration with department of Anaesthesia, NEIGRHIMS.
4. Co-author of Retroperitoneal hematoma as a complication of anticoagulation therapy after venous stasis for Budd - Chiari syndrome. Indian society of interventional radiology, ISVIR registry meet, Goa India.
5. Co-Author of Chapter “Lung pleura and Mediastinum”. In 2nd edition of “Essential of Surgery”.

ATTENDING CONFERENCE/TRAINING /WORKSHOP/MEETING AS RESOURCE PERSONS:

1. Delivered Lecture on Aneurysm of Aorta in Assam Cardio Thoracic Association's Half Yearly CME.
2. 3 days workshop as Co- Faculty in International Cardiac surgical live workshop in Bangkok, Thailand – 16th -18th September 2013.
3. 5 days conference at Kovalam, Kerela – 20th – 24th February 2014.

DEPARTMENT OF DENTISTRY

FACULTY

Post	Sanctioned	Current status	Name
Professor	1	-	Vacant
Assistant Professor	1	1	Dr.Lomtu Ronrang

Dental Officer : 2 (Two)

Attendent : 2 (Two)

OPD SERVICES:

Dental OPD runs 6 days a week from Monday to Saturday, all the dental procedure is performed on daily basis, except major oral surgeries.

INPATIENT SERVICES:

We are also attending inpatient in different wards when we are being asked to attend the particular patient which has been referred from different departments.

ACADEMICS:

We are also actively participating in teaching undergraduate/MBBS student both clinical and theory classes’.

DENTAL CAMP:

We also had one (1) free dental camp on March 2014 in MAWKRIAH, Shillong, organised by MEGHALAYA PENSION ASSOCIATION in association with NEIGRIHMS, medical super speciality camp.

NUMBERS OF OUT-PATIENT AND IN-PATIENT ATTENDED IN DENTAL OPD, FROM (APRIL-2013 TO MARCH 2014)

Female-new	Male-new	Female-old	Male-old	Referred	In-patient	Total no.of patient
1553	1522	2418	2048	375	118	8019

DEPARTMENT DENTISTRY: NUMBERS OF OUT-PATIENT AND IN-PATIENT TREATED IN DENTAL OPD, FROM (APRIL-2013 TO MARCH 2014)

Procedure performed:

Sl.No.	Procedure	Numbers
1	Surgical Extaraction	197
2	Non-Surgical Extraction including pedodontia	2393
3	Incision and drainage	260
4	Pedo-Restorations	246
5	Pedo Pulpotomy	192
6	Pedo Pulpectomy	250
7	RCT	884
8	Restorations	1966
9	Rpd	182
10	Tooth Addition	226
11	Acrylic Facing	184
12	Denture Repair	55
13	Scaling	349
14	Operculectomy	414
15	Veneer & Diastema closer	211
16	New Cases	3568
17	Old case	4566
	Total	8034

NO.DENTAL X-RAY TAKEN FROM APRIL 2013 TO MARCH 2014:516 (approx)

DEPARTMENT OF DERMATOLOGY & STD

FACULTY

Post	Sanctioned	Current status	Name
Professor	1	-	Vacant
Associate Professor	1	-	Vacant
Assistant Professor	2	2	Dr. Shikha Dr. Binod Kumar Thakur

Out Patient Department:

Routine OPD is run from Monday to Friday daily from 9:00 am to 4:00 pm and on Saturday from 9:00 am to 2:00 pm excepting holidays. An average of 80 to 90 patients is being seen daily.

Total number of patients seen in the OPD from April 2013 to March 2014: 13803

Statistics For The Year April 2013 To March 2014

New Cases	Old Cases	Referral Cases	TOTAL
5130	6364	2309	13803

NEW SERVICES STARTED IN LAST ONE YEAR:

- Dermatosurgery Unit,
- Phototherapy Unit,
- Special OPD Clinics: STI Clinic,
Psoriasis and Vitiligo Clinic,
Hair Clinic

SPECIAL OPD CLINICS: The Department is running 3 special OPD clinics

1. STI (Sexually Transmitted Infections) Clinic: Days: Everyday
2. Psoriasis & Vitiligo clinic: Days: Tuesday/Thursday/Saturday
3. Hair Clinic: Days: Every Friday

SPECIALIZED UNITS: We have Dermatosurgery and Phototherapy units catering to the needs of patients with various skin disorders

- **PHOTOTHERAPY UNIT:**

We have state of the art phototherapy unit with the latest equipments: NBUVB whole body chamber, NBUVB Multiutility Phototherapy unit and NBUVB Comb.

Number of Patients receiving phototherapy: 1359

- **DERMATOSURGERY UNIT:**

We have state of the art Dermatosurgery unit with the latest equipments for various types of dermatosurgeries especially vitiligo surgeries like punch grafting, suction blister grafting, split skin grafting, melanocyte suspension transfer etc.

Various procedures done in Dermatosurgery Unit:

Procedures done	Number
Skin Biopsy- Excisional	61
Skin Biopsy-Incisional	5
Skin Biopsy-Punch	141
Electrosurgery	145
Lobuloplasty	1
Sclerotherapy	6
Punch Grafting for Vitiligo	10
Split Skin grafting for Vitiligo	1
Nail Surgery	12

Intra Lesional Therapy	300
Subcision	31
Tattoo Removals	23
Micro Needling	6
PRP	24
Scar Revision	1
Dermabrasion	1
Hair transplantation- FUT	2
Excision	34
Paring	53
Needle Extraction	10
Chemical Cauterisation	7
Chemical Peeling- TCA	40
Chemical Peeling-Salicylic Acid	
Chemical Peeling- Glycolic Acid	39
TCA- CROSS	
Podowart Application	24
I&D (Incision & Drainage)	5
Botulinum Injection	1
Marsupialization	1
Total	938

IN PATIENTS:

Patients of serious dermatological disorders like Pemphigus vulgaris, Toxic Epidermal Necrolysis, severe drug reactions etc are admitted under us. As of now, we do not have a

separate Dermatology Ward, so we admit the indoor patients in Medicine/Neurology Wards
Total number of Admitted.

Patients under Department of Dermatology & STD in last one year: **41**

ACADEMICS:

The Department regularly takes theory classes for undergraduate students (MBBS & BSc Nursing) as per schedule. The classes are taken in power point projector.

There is clinical posting in our department for undergraduate students. They are taught clinical dermatology as well as they get opportunity to see various dermatological procedures and phototherapy.

The faculty also attends regularly the clinical grand round and mortality meetings every Saturday and Medical education Programme.

FACULTY ACHIEVEMENTS- INTERNATIONAL AWARDS:

Dr Binod Kumar Thakur, Assistant Professor was awarded Imrich Sarkany Non European Memorial Scholarship 2013 to attend EADV Spring Symposium held in Cracow, Poland, May, 2013.

Dr Shikha, Assistant Professor was awarded Imrich Sarkany Non European Memorial Scholarship 2013 to attend EADV Spring Symposium held in Cracow, Poland, May, 2013.

CONFERENCE ATTENDED AND PAPERS PRESENTED:

INTERNATIONAL/NATIONAL:

1. 10th EADV Spring Symposium held in Cracow, Poland, May, 2013.
2. Co author- A study of geriatric dermatoses from Assam, India, presented in the symposium.
3. International Congress of Dermatology and National annual conference of IADVL held in New Delhi, Dec 2013. Presented paper "Ulcerated lichen planus of sole complicated by Squamous cell carcinoma – A rare case report".
4. Annual conference of Hair restoration surgeons of India and Asian society of Hair restoration surgeons. HAIRCON 2013 and ASHRSCON, held in Nov 2013, Bangalore, India.

5. Attended Workshop in Research Methodology organized by West Bengal IADVL society held in Feb 2014, Kolkata.
6. Research Methodology and Biostatistics Workshop held on 6th and 7th July 2013, at NEIGRIHMS, Shillong.
7. Good Clinical Practice Workshop held on 27 and 28 March, 2014 at NEIGRIHMS, Shillong

PUBLICATIONS:

Faculty Publications in last one year: **6** each

5 published in International Journals,

One accepted in International Journal

Total Publication of Faculty: **10** each

PUBLICATIONS APRIL 2013 TO MARCH 2014: INTERNATIONAL: 6

1. **Thakur BK, Verma S**, Raphael V, Khonglah Y. Extensive tonsure pattern trichotillomania- trichoscopy and histopathology aid to the diagnosis. *Int J Trichol* 2013;5:196-8
2. **Thakur BK, Verma S**, Raphael V. Verrucous carcinoma developing in a long standing case of ulcerative lichen planus of sole- A rare case report. *Journal of the European Academy of Dermatology & Venereology*. 2014 doi: 10.1111/jdv.12406
3. **Verma S, Thakur BK**, Mishra J. Eccrine Angiomatous Hamartoma: Multiple, symmetrical swellings on forearms of a 10-year-old girl. *Journal of the European Academy of Dermatology & Venereology*. 2014 Doi:10.1111/jdv.12537
4. Tuli I, **Verma S, Thakur BK**, Joshi D. Lupus Vulgaris developing in vicinity of neglected Scrofuloderma. *Sahel Med J*, 2014;17:34-6
5. Verma S, Thakur BK, Gupta A. Multifocal childhood cutaneous tuberculosis: Report of two interesting cases from Sikkim, India. *Pediatr Dermatol* 2013 May-Jun;30(3)
6. **Verma S, Thakur BK**. Plica Neuropathica in an 11-year-old infant. Accepted in *Pediatric Dermatology*

OTHER PUBLICATIONS:

1. **Thakur BK, Verma S**. BCG-induced lupus vulgaris complicated by squamous cell carcinoma in a 7-year-old child. *Int J Dermatol*. 2011;50:542–545.
2. **Thakur BK, Verma S**, Hazarika D.A clinicopathological study of cutaneous tuberculosis at Dibrugarh district, Assam. *Indian J Dermatol* 2012;57: 63-5
3. **Verma S, Thakur BK**. Dramatic response to oral zinc in a case of subacute form of generalized pustular psoriasis. *Indian J Dermatol* 2012;57:323-4
4. **Verma S, Thakur BK**. Idiopathic eruptive macular pigmentation with papillomatosis. *Indian Dermatol Online J* 2011;2:101-3

CASUALTY & EMERGENCY MEDICINE DEPARTMENT

1. MANPOWER

Faculty: Dr. Bhaskar Borgohain, Associate Professor, Orthopaedics department, DMS & Incharge Emergency department.

Casualty Medical Officers	: 3 (Three)
Junior Resident Doctors	: 04 nos.
Nursing Staff	: 12 nos
Computer Assistant	: 1 no.
Nursing Attendants	: 8 nos
Sanitation Attendants	: 5 nos.
Emergency Transport Services	: 8 nos.

2. CIVIL WORK:

- ❖ Designation display board for Emergency department installed outside.

3 .ACADEMIC ACTIVITIES:

- ❖ All three CMOs undertook ATLS course in Jai Prakash Apex Trauma Centre, AIIMS, New Delhi.
- ❖ All staff nurses and CMOs were sent for short term training in Emergency Medicine to Jai Prakash Apex Trauma Centre, AIIMS, New Delhi.

4 .OTHER ACTIVITIES:

- ❖ Emergency department conducted a Mass Disaster Mock drill involving the whole hospital as part of state wide exercises on the 10th May 2014.

5. ANNUAL STATISTICS:

- 1) A total of **12,354** patients were attended in the emergency department in the last one year and **5795 patients (approximately) or 51.2 percent** of these patients were admitted from Emergency directly.
- 2) On comparison the total number of admission from both the OPD and Emergency Department combined is **6730** , and out of these:

- **5795 or 35.8 percent** were contributed from Emergency Department.
- **10422 or 64.2 percent** were contributed from the OPD.

6. AVAILABLE SPACE: Designated areas created for disaster management.

- Present Emergency Space
- Red Area (Immediate priority)
- Green area (Low priority)
- Yellow area (Urgent but not immediate)

7. No. OF BEDS: High dependency beds

- 24 Beds

8. EQUIPMENTS STATUS:

- | | |
|-----------------------------|--------------------------------------|
| 1. Cardiac Monitors-3 nos | 2. ECG Machine- 1 no |
| 3. Syringe Pumps-10 nos | 4. Ventilator Machine- 7 nos |
| 5. Defibrillator-3 nos | 6. Electrolyte analyser machine: 1no |
| 7. Pulse Oximetry-1 no | 8. Suction Machine- 9 nos |
| 9. Nebulizer Machine- 2 nos | 10. Phones-1 Landline, 1 Intercom |

9. INVESTIGATION FACILITIES AVAILABLE (round the clock)

Emergency tests like

- Parascreen kit for Malaria/Parasite
- PBS for Malaria/ Parasite
- Urine Investigations: HCG KIT, Urine C/S

10. NUMBER OF CASES (Average Daily Attendance of Patients):

- 30-35 patients per day on an average

11. FACILITIES AVAILABLE:

- 24x7 Emergency services including MLC cases.
- Facilities for 24x7 coverage patients by SRD & Consultant on call for direct patient care from different speciality and super speciality.
- Ambulance Services 24x7.
- Emergency blood investigations.
- Electrolyte estimation and management.
- 24x7 Radiology back up.

REPORT FROM APRIL 2013 TO MARCH 2014

Total Nos. of patients	Admitted	Not Admitted	MLC	Brought by 108	Expired	Brought Dead	Emergency Delivery	Absconded
11486	4974	6328	631	608	22	10	5	2

DEPARTMENT OF E.N.T

FACULTY

Post	Sanctioned	Current status	Name
Professor	1	-	Vacant
Associate Professor	1	1	Dr.Bryant Shunyu
Assistant Professor	2	-	Vacant

Senior Residents - 2 (Two)

Junior residents - 3 (Three)

OPD

Routine OPD is run from Monday through Friday daily from 9.00 am to 4.00 pm and on Saturday from 9.00 am to 2.00 pm except holidays. An average of 80 patients is being seen daily.

From April 2013 to March 2014, total of 19231 patients were seen by us in the OPD.

A total of 3169 patients were attended in the Audio-vestibular and Speech-language unit.

STATISTIC FOR THE YEAR APRIL 2013 TO MARCH 2014

Male	Female	TOTAL
10079	9152	19231

OPD MINOR PROCEDURES

In the OPD we routinely do Rigid & Flexible Laryngoscopes, Nasal Endoscopes with attach Camera Monitor, Endoscopic guided biopsy from suspicious tumors of nose, mouth, nasopharynx, hypo pharynx & larynx, Foreign bodies from nose and ears,cauterisation , nasal packing, tracheotomy tube change ,syringing, EUM, abscess drainage, lymph node biopsy etc.

From April 2013 to March 2014, a total of 3618 minor procedures and endoscope procedures were performed in minor OT- OPD premises.

OPD Minor OT Procedures including Endoscopies
3618

Audiology

- Recently the department is upgraded with VNG for vertigo and OAE instrument for hearing assessment both for children and adults.
- Speech/Voice therapy have been regularly been taken care in our voice clinic such as professional voice users, teachers, neurogenic voice disorders etc on daily basis and now the department is planning to upgrade the latest instrument i.e. **Stroboscope**.

Special Clinics

Head and Neck cancer on Thursday 02-04pm

Vertigo and Head and Neck clinics on Wednesday 02-03pm

Cochlear Implant and Rehabilitation clinic on weekly basis

Intercollaborative Activities

The department runs collaborative Head and Neck Cancer clinics with State cancer unit in Civil Hospital, Shillong.

MAIN OT PROCEDURES

Statistic of ENT Deptt. April 2013—March-2014

MALE	FEMALE	TOTAL
90	331	421

INDOOR PATIENTS

There are 22 indoor beds under ENT department. A total of 271 Female patients and Male patients 369 were admitted and have received treatment. Total 4 deaths have occurred in the Department during the one year.

TEACHING ACTIVITIES

- The department have Clinical Teaching Room cum Library Room near ENT Male Ward
- Temporal Bone Dissection Lab
- MBBS Teaching Programme
- PG Teaching Programme in term of co-guide and inter departmental activities, ward round and clinical round,CCR.
- Bsc Nursing Teaching Programme
- Department is having weekly departmental seminar and monthly inter department collaborative activity on regular basis.

Research Projects:

Title	Funding	Role	Duration	Total Grant
1. High risk new born screening	Intramural	PI	Ongoing since 4 years	NIL
2. Identification and development of DNA Methylation Biomarker for Oral Cancer in North Eastern Region of India.	DBT (In Collaboration with NEHU)	Co-PI	3 years Project (Ongoing since 1 ½ years)	58 lakh
3. Study of the prevalence	ICMR	Co-PI	3 years	5 lakh

of hearing loss in iodine deficiency and abnormal TFT among pregnant women and neonates in NEIGRIHMS, Shillong.			Project(Ongoing since 3 years)	
4. Study of the EGFR prevalence in head and Neck Cancer patients and treatment of locally advance HNC patient with targeted therapy.	With Meghalaya State Cancer Unit	Co-PI	3 years Project (Ongoing since 2 years)	Nil
5. "Analysis of p16 gene expression and HPV 16/18 DNA status in Squamous cell carcinoma of Oral cavity in relation to grade and prognosis of the tumour who have undergone surgery in NEIGRIHMS".	Intramural (With Pathology Department)	Co-PI	Ongoing since 3 years	Nil
6. To study the expression of EBER (Epstein-Bar Virus Encoded RNA) in Nasopharyngeal carcinoma by CISH method. (Chromogenic in situ Hybridization).	Intramural (With Pathology Department) funded by DBT	Co-PI	Ongoing since 2 ½ years	-
7. Incidence and Role of HPV in Head and Neck Cancer.	DBT Project (With Pathology Department)	Co-PI	3 years Project (Ongoing since 1 Year)	-
8. "Evaluation of hearing loss after spinal Anaesthesia".	Intramural (with Anaesthesia department)	Co-PI	Ongoing since 1 year	Nil
9. Role of Brush biopsy and DNA cytometry in the diagnosis of Oral Premalignant and Malignant cases.	With Pathology Department	Co-Guide	Ongoing since 6 Months	Nil

CMEs & WORKSHOPS ORGANISED:

1. CME on Cochlear Implantation and Live Surgical Demonstration on 13th and 14th of May 2013

CONFERENCES AND WORKSHOPS ATTENDED:

1. 26th Annual Conference of North-Eastern Branch of Association of Otolaryngologists of India at Sikkim Manipal Institute of Medical Sciences at Sikkim Manipal Institute of Medical Sciences, Sikkim from 18th to 20th October 2013.
2. Research Methodology and Biostatistics Workshop held on 6th and 7th July 2013, at NEIGRIHMS, Shillong.

List of Publications:-

National

1. **N.Brian.Shunyu, A. Goyal, J, Medhi, H. Akhtar.** Cochlear Implant by veria Technique: Annual Journal of Otorhinolaryngology and Head and Neck Surgery Volume 27: 2013.
2. **H.Akhtar, J. Medhi, H. Habib, N.Brian.Shunyu.** Non Traumatic Metallic foreign body of oral cavity: Unusual Presentation: A case report NEIGRIHMS Journal.
- 3 . **N.Brian.Shunyu ,J. Syiemlieh.** Prevalence of Head and Neck Cancer in the State of Meghalaya: Hospital-based Study. *International Journal of Head and Neck Surgery, January-April 2013.(Original Research article)*

Paper which won award/prize:

Best senior consultant Dr. L.H. Hiranandani Award NEBAOICON-2013 on paper entitled "Management of Cancer of Mandible using 5th Ribs Osteomyocutaneous Flap".



LASER MACHINE



HD System for FESS.



MOLLAR MICROSCOPE

DEPARTMENT OF FORENSIC MEDICINE

FACULTY

Post	Sanctioned	Current status	Name
Professor	1	-	Vacant
Associate Professor	1	1	Dr.A.D.Ropmay
Assistant Professor	1	1	Dr.Daunipaia Slong

Senior Resident Doctors : 2 (Two)

Junior Resident Doctors : 1 (One)

Staff : 3 (Three)

Introduction

The Department of Forensic Medicine was started in February 2009 with the recruitment of a single faculty member. The department has been involved in teaching and training of students of MBBS and B.Sc (Nursing) courses. After achieving this primary aim, it is also committed to pursuing other long term goals which would benefit patients, society and the community as a whole. Small but steady steps have been taken in the past few years to establish a department that imparts quality education supported by the best available educational resources and audio-visual aids.

Infrastructure

The department is housed in the first floor of the Faculty Block and has the following facilities:-

1. Practical laboratory
2. Demonstration cum Seminar room
3. Museum
4. Examination room
5. Departmental library
6. Departmental office
7. Rooms for faculty and staff
8. Store room

Hospital activities

- Regular rounds in Casualty and to find out the number of medico-legal cases (MLC) and poisoning cases admitted there.
- Advice on forensic-related matters is available as and when required by residents in Casualty and other departments.

Medico-legal consultations

Expert opinion in cases of age estimation and sexual assault is given at the requisition of the concerned police authority.

Medicolegal Seminar

The department of Forensic Medicine NEIGRIHMS, organized a one day “MEDICOLEGAL SEMINAR” on the 14th June 2013, for Medical and Police Officers with a view to enhance Medicolegal services in the state of Meghalaya. Professor R.R.Chaliha, HOD of Forensic Medicine, GMCH and Mr. E. Jiten Singh, Law Officer, NEIGRIHMS, were the resource person for the seminar.

Conference/CME /Workshop

Programmes attended by faculty and residents:

Dr.A.D.Ropmay:

1. Medico-legal seminar for doctors and police officers of Meghalaya at NEIGRIHMS, Shillong, on 14th June 2013.
2. Workshop on Research Methodology and Biostatistics, NEIGRIHMS, Shillong, July 6th 2013.
3. Course on Scientific Investigation of Criminal Cases, North Eastern Police Academy, Umiam, October 23rd 2013. Delivered a guest lecture on “Forensic Medicine- its significance in crime investigation.”

4. Workshop on Evidence Based Child Health (EBCH). NEIGRIHMS, Shillong, Jan 30th & 31st 2014.
5. Hindi Workshop, NEIGRIHMS, Shillong, Aug 29th & 30th 2013.

Dr.D.Slong:

1. Medico-legal seminar for doctors and police officers of Meghalaya at NEIGRIHMS, Shillong, on 14th June 2013
2. 35th Annual National Conference of the Indian Academy of Forensic Medicine held at GMC, Guwahati from 31st January to 2nd February 2014.

Dr.S.J.Gogoi

1. Medico-legal seminar for doctors and police officers of Meghalaya at NEIGRIHMS, Shillong, on 14th June 2013.

Paper Presentation:

1. Dr.A.D.Ropmay - Presented a paper entitled "The Medico-Legal Case: a doctor's perspective" on the 14th June 2013, at the Medicolegal Seminar held at NEIGRIHMS.
2. Dr.D.Slong – Presented a paper entitled "Medico-legal autopsy protocol with special reference to deaths in custody" on the 14th June 2013, at the Medicolegal Seminar held at NEIGRIHMS.
3. Dr.S.J.Gogoi – Presented a paper entitled "Sexual Offences (examination, documentation and preservation of evidence)" on the 14th June 2013, at the Medicolegal Seminar held at NEIGRIHMS.

Publications

- Ropmay AD, Slong D, Gogoi SJ. A retrospective study of medico-legal cases at a teaching hospital in Shillong (January 2010 to December 2011). Medico Legal Update. Jan-June 2013; 13(1): 24-26
- Daunipaia Slong, Th.Meera Devi. Pattern of head injuries in road traffic accidents in Imphal. Medico-Legal Update. Jan-June 2013; 13(1): 6-9
- Ropmay AD. Forensic medicine in the northeastern state of Meghalaya. Journal of the Indian Academy of Forensic Medicine. Jul-Sep 2013; 35(3): 272-74
- Ropmay AD, Slong D, Gogoi SJ. Profile of poisoning at a teaching hospital in Shillong (Northeast India). Medico-Legal Update. Jan-June 2014; 14(1): 193-197'
- Slong D, Ropmay AD. Sociodemographic study of suicidal deaths. Accepted for publication in Journal of Forensic Medicine and Toxicology.

Research

The Department conducted a study on the pattern of poisoning cases admitted to NEIGRIHMS Casualty over a three year period from July 2009 to June 2012, which has been duly completed and accepted for publication in a national journal.







DEPARTMENT OF GENERAL MEDICINE

FACULTY

Post	Sanctioned	Current status	Name
Professor & Head	1	1	Dr. Prasanta Kumar Bhattacharya, MD, PhD
Associate Professor	2	1	Dr. K G Lynrah, MD
Assistant Professor	3	2	Dr. Monaliza Lyngdoh, MD Dr. Bhupen Barman, MD

Senior Resident : 10 (Ten)

Junior Resident : 13 (Thirteen)

Academics

The Faculty and Senior Resident of the Department are engaged actively in teaching the Under Graduate students. In addition to teaching of MBBS students the Department is also involved in teaching programmes of the BSc Nursing students of the College of Nursing. The Department conducts regular ward discussions, seminars, journal review and interdepartmental case discussions and seminars.

(1) **Journal Club:** Every fortnightly on Tuesday at 2:30 PM by a Senior Resident for one hour. The session is chaired by one of the Faculty members of the Department

(2) **Case presentation:** Every fortnightly on Friday at 2:30 PM by a Junior Resident Doctor.

The above mentioned teaching programmes are also actively participated by other Departments.

(3) **Schedule of teaching Round :**

	Unit I	Unit II
Monday	Dr. Monaliza Lyngdoh	Dr. K G Lynrah

Tuesday	Dr. Monaliza Lyngdoh	Dr. K G Lynrah
Wednesday	Dr. Monaliza Lyngdoh	Dr. K G Lynrah
Thursday	Dr. Monaliza Lyngdoh	Dr. K G Lynrah
Friday	Dr Monaliza Lyngdoh	Dr. K G Lynrah
Saturday	Dr. Monaliza Lyngdoh	Dr. K G Lynrah

Services

The Department of General Medicine runs OPD six days a week from Monday to Saturday.

After the lone faculty of Gastroenterology left the Institute, the Gastroenterology services are being provided by the Department of Medicine including diagnostic and therapeutic Endoscopy.

Indoor services:

Presently the Department is divided into two Units for better patients care and services. Each Unit has got a bed strength of 34 plus 2 and 1 bed respectively for the staffs which include both male and female.

Six numbers of haemodialysis machines have been installed in the third floor of the Hospital building near the ICU complex and haemodialysis services was started since 27th January 2011. As the posts of Faculty in Nephrology has not had been filled up, presently these machines are under the Department of Medicine.

Eight beds under the Department of TB & Chest has been added to the above mentioned strength under the Department of Medicine as the TB & Chest Department has not started as of now.

Monthly Statistics of Haemodialysis unit from April 2013 to March 2014

Male	Female	Total
1493	1090	2583

Monthly Statistics for Department of General Medicine (OPD) from April 13 to March

Total No. of OPD Patients (Old)		Total No. of OPD Patients (New)		Total No. of OPD Patients (Referred from other Department)		Total
Male	Female	Male	Female	Male	Female	
6822	6324	13264	16109	1190	1647	45372

Monthly Statistic of General Medicine Wards from April 2013 to March 2014

Male Medical Ward	Female Medical Ward	Total
1509	1642	3151

Total Inpatients - 1st April 2013 to 31st March 2014 - **3151**

Total Outpatients - 1st April 2013 to 31st March 2014 - **45372**

Lung Function Test - **280**

Specialized Procedure - Peritoneal & pleural aspiration, bone marrow aspiration and biopsy, lumbar puncture, Central Venous line Insertion, Skin Biopsy, Arterial Blood Gas sampling and analysis, Endotracheal Tube Intubation are performed as per case indications.

The Department also provides diagnostic and therapeutic Upper and Lower GI Endoscopy.

Monthly Statistic of Endoscopy Unit from April 2013 to March 2014

UGIE	Biopsy	Crush smear	EVL	LGIE	Biopsy	BAL	Bronchoscopy	Total
2237	404	335	32	107	46	18	8	3180

Workshop conducted by the Department of General Medicine

The Department of General Medicine, NEIGRIHMS, in collaboration with Clinical Development Services Agency (CDSA), Department of Biotechnology, Ministry of Science & Technology, Government of India, organized 2-Day Workshop on “Basics of Good Clinical Practice (GCP)” for Clinicians and other personnel involved in Clinical and Public Health Research on 28th and 29th March 2014 at NEIGRIHMS. Dr Prasanta Kumar Bhattacharya, Professor & Head, Department General Medicine, NEIGRIHMS was the Course Coordinator of this Workshop and he also delivered a lecture on “Role of Institutional Ethics Committees” in this workshop. This workshop was inaugurated by the Director, NEIGRIHMS and was attended by about 100 participants (faculty, post doctoral and post graduate students) from different medical institutions from Eastern India and was funded by CDSA. The Medical Council of India has given accreditation this workshop with 6 credit hours.

Ongoing Research Projects:

1. Prospective study of hepatitis B virus infection and its genotypes in North Eastern India **(Dr. K.G. Lynrah)**
2. Study of glomerular diseases at NEIGRIHMS by light and immunofluorescence microscopy (co-guide) funded by DBT (along with Department of Pathology) **(Dr. K.G. Lynrah)**
3. Co-Investigator in the following projects under DBT for infrastructure creation for R & D Lab in Medical Biotechnology with following objectives: **(Dr. K.G. Lynrah)**
 - Pattern of Hematolymphoid neoplasm in North Eastern Region based on cytogenic analysis and immunophenotyping.
 - Pattern of non-neoplastic renal diseases in North Eastern Region based on light microscopy, immunofluorescence and electron microscopy.

Publications:

- Shri Ram Sharma, Kyrshan G. Lynrah Nalini Sharma, Monaliza Lyngdoh. Directly observed treatment, short course in tuberculous meningitis – Indian perspective. Annals of Indian Academy of Neurology, January- March 2012, Vol 16, Issue 1: 80-82
- Nalini Sharma, Shri R Sharma, Kyrshanlang G Lynrah, Monaliza Lyngdoh, Mesasheba Rupsi. Reversible Posterior Leukoencephalopathy Syndrome: a rare cause of sudden onset vision loss in Pregnancy. Nepal journal of Neuroscience. Volume 10 Number 1. 2013: 37-39
- AB Khyriem, KG lynrah, WV Lyngdoh, A Banik. Subcutaneous dirofilariasis. Indian Journal of Medical Microbiology, vol 31, No. 4: 403-405
- Nalini Sharma, W. Shullai, K.G. Lynrah, V.N. Nongpiur, A.S. Singh. Stevens Johnson syndrome in early pregnancy. International Journal of Gynecology and Obstetrics

- India 17 (March-april. 2014) 138-139
- Md. Jamil, Lyngdoh M, Lynrah KG. Multiorgan Dysfunction Syndrome Following Consumption of Fish Gall Bladder: A case report. NEIGRIHMS Journal of Medical & Health Sciences. Volume 5; Issue 1:2013: 43-44
- Lynrah KG, Barman R, Tariang S, Warjri S, Nongpiur VN. Case Reports on Double Pylorus. NEIGRIHMS Journal of Medical & Health Sciences. Volume 5; Issue 1:2013: 45-47
- MOD following Fish Gall bladder ingestion – A case report in NEIGRIHMS Journal : Dr. MD Jamil, Monaliza Lyngdoh, K G Lynrah.

Seminar/ Conference/ Workshop:

1. Attended the Clinical Development Services Agency (CDSA) Workshop on “Basics of Good Clinical Practice (GCP)” which was organized by the Department of Biotechnology, Ministry of Science & Technology, Government of India, on 28th and 29th March 2014 at NEIGRIHMS
2. Attended the Research Methodology Workshop organized in the Department of Pathology NEIGRIHMS FROM 6th & 7th July 2013.
3. Attended the 7th Annual Short Term Course in Clinical Research Methodology which was held in Mumbai from 3rd to 4th August 2013.
4. Attended the Zonal Task Force Workshop under RNTCP, Government of India at Assam Medical College, Dibrugarh w.e.f. 24th and 25th October 2013.
5. Attended the RNTCP Modular Training, NTI, Bangalore w.e.f. 20th January 2014 to 1st February 2014.

Contributions :

1. As an author on the chapter of Infectious Arthritis in Textbook of Geriatric Medicine (**Dr. M. Lyngdoh**)
2. As an author on the chapter of Urinalysis in the APICON, Assam Chapter 2013 (**Dr. M. Lyngdoh**)

DEPARTMENT OF GENERAL SURGERY

FACULTY

Post	Sanctioned	Current status	Name
Professor & Head	1	1	Dr.Noor Topno, MS
Associate Professor	2	1	Dr.Ranendra Hajong, MS
Assistant Professor	3	2	Dr.Donkumar Khongwar, MS

			Dr.Arup Jyoti Baruah
--	--	--	----------------------

Surgery department function as two units w.e.f. 12th November 2012

Senior Resident : 4 (Four)

Junior Resident : 3 (Three)

Services provided:

1. OPD

The OPD is located in the ground floor of the OPD block, Room # 22 to 26. OPD functions on all days except notified holidays.

Timings are: 9am -2 pm from Monday to Saturday

Average attendance 70 cases both old and new

The department apart from General Surgical cases handles basic Pediatric Surgery cases

2. Emergency Services: Round the clock on all days. With JRD, SRD and consultant on call

3. Operation Days

Thursday: 2 tables; 6-7 cases per OT day

Alternate Wednesdays: 1 table; 2-3 cases per OT day

4. Day care procedures:

Daily; OPD procedure room (Rom # 117)

5. OPD Scopy services: Monday – Saturday

Endoscopy for surgery department: 15 cases per week.

6. Inpatient services

34 bedded female surgery ward and 18 bedded male surgery ward which are shared by both the units.

Those patients requiring intensive care are managed in the Intensive Care Unit of the hospital under the aegis of the anesthesia department. All admissions are made in the name

of the unit in charge, by the senior resident doctors in consultation with the Surgery consultant.

7. Teaching

The department caters to the requirements of MBBS, BSc nursing program and MS surgery 2 in number every year.

8. The major development of this department this year is the initiation of the post graduate programme which was started from July, 2013, accommodating 2 students per batch.

Surgery department function as two units w.e.f 12th November, 2012

The functions of the unit will be as follows:

Unit I – Monday, Wednesday & Friday

Unit II – Tuesday, Thursday & Saturday

Total No of OPD patient from 1st April 2013 to 31st March 2014

OPD ATTENDANCE

Male (New)	Female (New)	Male (Old)	Female (Old)	Male (Referred)	Female (referred)	Total
1763	1201	3753	3695	1319	1283	13014

Minor OT from 1st April 2013 to March 2014 : 1756

Routine OT from 1st April 2013 to March 2014 : 267

Emergency OT from 1st April 2013 to March 2014 : 195

Ward admission from 1st April 2013 to March 2014 : 875

Publications from the department of General surgery during the period:

1. **Ranendra Hajong**, Dathiadam Tongper, Peter Daniel S Khariong, Naloh Mibang. Jejunal Perforation Following Electric Burns-A Case Report. IOSR Journal of Dental and Medical Sciences (IOSR-JDMS) e-ISSN: 2279-0853, p-ISSN: 2279-0861. Volume 7, Issue 2 (May-Jun. 2013), PP 24-25

2. **Ranendra Hajong**, Dathiadam Tongper, Peter Daniel S Khariong, Naloh Mibang. Hepato-Biliary Ascariasis-Experience from a Tertiary Care Hospital in North East India IOSR Journal of Dental and Medical Sciences (IOSR-JDMS) e-ISSN: 2279-0853, p-ISSN: 2279-0861. Volume 7, Issue 2 (May.-Jun. 2013), PP 26-30
3. **Ranendra Hajong**, Dathiadam Tongper, Peter Daniel S Khariong, Naloh Mibang. Non-Haemolytic Childhood Cholelithiasis Managed Laparoscopically: A Report Of 15 Cases. IOSR Journal of Dental and Medical Sciences (IOSR-JDMS) e-ISSN: 2279-0853, p-ISSN: 2279-0861. Volume 7, Issue 2 (May.-Jun. 2013), PP 31-34
4. Naloh Mibang, **Ranendra Hajong**, Dathia Tongper, Peter Daniel S Khariong. The Role of Magnetic Resonance Cholangio-Pancreaticography (MRCP) In Predicting Common Bile Duct Stone in Symptomatic Gall Stone Disease IOSR Journal of Dental and Medical Sciences (IOSR-JDMS) e-ISSN: 2279-0853, p-ISSN: 2279-0861. Volume 6, Issue 6 (May.-Jun. 2013), PP 84-90
5. Peter Daniel S Khariong, **Ranendra Hajong**, Debabrata Kundu, Dathia Tongper, Naloh Mibang, Preeti Jane Picardo. A Comparative Study into Pain Treatment in Chronic Pancreatitis between Non Operative Conventional Treatment and Those Treated With Antioxidants IOSR Journal of Dental and Medical Sciences (IOSR-JDMS) e-ISSN: 2279-0853, p-ISSN: 2279-0861. Volume 6, Issue 6 (May.-Jun. 2013), PP 91-99
6. **Ranendra Hajong**, N Topno, Arup Jyoti Baruah, R Das. Case report: Tubercular esophagocutaneous fistula. Indian Journal of Surgery. June 2013, Volume 75, Issue 1 Supplement, pp 6-8
7. **Ranendra Hajong**. Giant Hepatic Hemangioma. Indian Journal of Gastroenterology. September 2013, Volume 32, Issue 5, p 352
8. **Ranendra Hajong**. Gall bladder ascariasis. Ann Trop Med Public Health 2013;6:489-90
9. **Ranendra Hajong**. One stage repair of giant inguinal hernial. Journal of the College of Physicians and Surgeons Pakistan March 2014, 24(3):218.

Training/ fellowships/ workshops/ conferences attended from the department:

1. Dr Ranendra Hajong, associate professor has undergone fellowship in liver transplant and Hepato-pancreato-biliary surgery from ASAN Medical Centre, Seoul, South Korea and is planning to start liver transplant facility in NEIGRIHMS.
2. Dr Ranendra Hajong has been awarded Fellowship in Minimal Access Surgery (FMAS) by Association of Minimal Access Surgeons of India.
3. Dr Ranendra Hajong attended a three day workshop on Research Methodology in Mumbai in May, 2013.
4. Dr Ranendra Hajong presented paper in Annual Conference of Association of Minimal Access Surgeons of India in Indore in August, 2013

DEPARTMENT OF MICROBIOLOGY

FACULTY

Post	Sanctioned	Current status	Name
Professor & Head	1	1	Dr. A. C. Phukan
Associate Professor	1	2	Dr. (Mrs) A. B. Khyriem Dr. (Mrs) W. V. Lyngdoh
Assistant Professor	2	1	Dr. (Mrs) C. J. Lyngdoh

Senior Resident : 4 (Four)

Junior Resident (MD, PG) : 6 (Six)

Stenographer : 1 (One)

Store Keeper : 1 (One)

Technical Staff : Permanent-6 (Six), Outsource-6 (Six)

Staff of State Reference Laboratory (NACO):

(a) Technical Officer – 1

(b) Lab. Tech. – 1

Staff of Integrated Counselling & Testing Centre (NACO) :

(a) Counsellor – 2

(b) Lab. Tech. – 1

Staff of Designated Microscopic Centre (RNTCP) :

(a) Lab. Tech. – 1

Staff of Avian Influenza Laboratory (Specialized Lab. Technician) : 1

Staff of DBT Project (Junior Research Fellow) : 1

Other supporting staff (Outsource) :

(a) Lab. Attendant – 11 nos.

(b) Office Attendant – 1 no.

INTRODUCTION:

The Department of Microbiology has been functioning since June, 2006 in the permanent campus of NEIGRIHMS at Mawdiangdiang, Shillong. The Department has been progressing according to the pre-designed road map with its short and long term visions to achieve the goals in the field of patients care, academic and biomedical research activities. During the reporting period patient care services are being provided to the beneficiaries through different diagnostic laboratories of the Department. Microbiological Surveillance of the Hospital is another activity of this Department. The Department is also actively involved in the execution of different National Health Programmes in the field of RNTCP, NACO, IDSP etc. The Department has been identified as a State Reference Laboratory for External Quality Assurance Service (EQAS) activity in HIV testing and development of trained human resource in the State of Meghalaya under NACO, India and Nodal Centre for North East India on Avian Influenza Surveillance Laboratory Network under IDSP in collaboration with National Centre for Disease Control, Delhi, Govt. of India.

The Department provides 24 hours diagnostic laboratory services for the OPD and indoor patients including Emergency Services during the reporting period. Such Emergency Services are proved to be very effective with special reference to the management of complicated malaria due to *P. falciparum* infection and patients admitted with infections in ICUs and other wards including Dialysis unit.

Over and above, Faculty of the Department have been extending their helping hands to the administration of NEIGRIHMS in multiple areas as and when necessary. The Prof.& Head of the Department has been executing the responsibility of Medical Superintendent I/c of the Hospital since November, 2010 in addition to his own duties and responsibilities.

DIFFERENT ACTIVITIES OF THE DEPARTMENT

(A) PATIENTS CARE ACTIVITIES :

1. Clinical Diagnostic Laboratory Services :-

(i) Number of patients investigated in the Diagnostic Labs. : 43,386

OPD Patients : 19,270

Indoor Patients : 24,116

(ii) No. of Diagnostic tests performed :1,31,682

(iii) Distribution of Laboratory tests performed – Total No. : 1,31,682

Sl. No.	(A) Bacteriology Tests for :	No. of test
1	Blood stream infections	3117
2	Urinary tract infection	14830
3	Respiratory tract infection	3437
4	Meningitis, Peritonitis	1105
5	Soft tissue & wound infection	2051
6	Gastrointestinal infection	306
7	Direct identification of bacteria by Gram stain	3799
8	Identification of bacterial isolates	39313
9	Antimicrobial Susceptibility Testing	11896
10	Detection of H. pylori in crush smear	351
11	Detection of acid fast bacilli in extra-pulmonary samples	1685
Total		81,890

Sl. No.	(B) Serology Tests for :	No. of test
1	Detection of Hepatitis B virus surface antigen	15006
2	Detection of Hepatitis C virus antibody	13086
3	Screening of Syphilis by RPR testing	5832
4	Diagnosis of Enteric fever	1049
5	Detection of ASO / CRP / RF	5335
6	TORCH	73
Total		40,381

Sl. No.	(C) Parasitology Tests for :	No. of test
1	Demonstration of malaria parasites in Peripheral Blood Smears	2162
2	Detection of protozoa & helminthes ova in stool	1289
Total		3,451

Sl. No.	(D) Mycology	No. of Test
1	Skin & nail infections	118
2	Genito-urinary tract infections	67
3	Respiratory tract infections	451
4	Soft- tissue & wound infections	24
5	Blood stream infections	47
6	Meningitis & Peritonitis	37
7	Yeast identification	3401
8	Mould identification	1142
9	Rapid detection of fungi in clinical samples	673

Total	5,960
--------------	--------------

2. Microbiological Surveillance conducted for ICUs & OTs = 320 nos.

Most of the isolates were Coagulase Negative Staphylococci and Aerobic Spore bearing Bacilli.

3. Designated Microscopic Centre (DMC) :- Started since May, 2008 under RNTCP for demonstration of Acid Fast Bacillus in the sputum samples from both the OPD and IPD patients. Following data were obtained during the reporting period:-

DMC (RNTCP) Report from April, 2013 to March, 2014.

	OPD cases				IPD cases				OPD +ve cases		IPD +ve cases		Total +ve cases	Repeat sputum examination cases		Follow up cases		Positivity rate (%)
	New cases	Old cases	Relapse cases / Others	Total OPD cases	New cases	Old cases	Relapse cases / Others	Total IPD cases	New +ve cases	Old +ve cases	New +ve cases	Old +ve cases		-ve	+ve	-ve	+ve	
2671	1366	23	23	1451	1127	81	12	1220	90	23	73	13	199	49	1	105	26	7.4

4. Integrated Counselling & Testing Centre (ICTC) :- Started functioning since August, 2008 under NACO, Govt. of India. Extended the services to both the Self-Referred and Institutional Referred Clients as a part of prevention and control of HIV transmission. During the reporting period following services were provided to the Clients for awareness, counseling, testing for sero-status and referring to Anti-Retroviral Therapy (ART) Centre for further relevant lab. investigations, management and follow up activity:-

Annual Report of ICTC, NEIGRIHMS, from April 2013 – March 2014

Total Clients			Total Test done			Total Positive			HIV TB Collaboration			ART Referral		
Gen	ANC	Total	Gen	ANC	Total	Gen(%)	ANC(%)	Total	ICTC to RNTCP	RNTCP to ICTC (%)	Total (%)	General	ANC	Total (%)

									(%)					
5594	1233	6827	5537	1208	6745	86(1.5)	03(0.2)	89 (1.3)	23 (0.4)	87 (1.3)	87 (1.3)	86	03	03(100)

5. State Reference Laboratory (SRL) :- NACO identified the Deptt. of Microbiology, NEIGRIHMS as SRL on External Quality Assessment Scheme in HIV testing for the State of Meghalaya. The SRL started the EQAS activity by analyzing sera received on Quarterly basis from various ICTCs including Blood Banks of the State and Panel sera from the National Reference Laboratory (NRL) at NICED, Kolkata since May, 2009 as part of Proficiency Testing.

EQAS activity conducted during April, 2013 to March, 2014

No. of ICTCs under SRL, NEIGRIHMS	No. of Blood Banks under SRL, NEIGRIHMS	Test on the samples received from ICTCs & Blood Banks as a part of EQAS	% of discordance detected.	Samples sent to NRL (NICED), Kolkata as a part of EQAS	% of concordant	No. of Tests on Panel sera received from NRL, (NICED), Kolkata as a part of Proficiency Testing	% of concordant
29	05	423	0%	NIL	NIL	08	100%

As a part of development of human resource in the field of HIV testing in Meghalaya, the SRL also conducted Training / Workshops for Laboratory Technicians of various ICTCs, 24 x 7 PHCs/CHCs and Blood Banks during the reporting period. Special emphasis was made on Biosafety, EQAS and Proficiency Testing, Total Quality Management, Detection of HIV infection & Interpretation of results and SOP in these Training / Workshop with following details :-

Training / Workshops conducted by the SRL, NEIGRIHMS

Sl. No.	Name of the Trainings	No. of participating Centres	Total No. of Participants
1	Five days "Induction Training for the Stand-Alone, Facility Integrated and Mobile ICTC Lab. Technicians, Meghalaya" from 19 th – 23 rd August, 2013	13 nos.	13 nos.
2	One day "EQAS Workshop for distribution of Panel Sera for Proficiency Testing to ICTCs in the State of Meghalaya" on 13 th September 2013	11 nos.	11 nos.
3	2 days "Training on Whole Blood Finger Prick Testing for Labour Room Nurses in the State of Meghalaya" on 27 th & 28 th November, 2013	21 nos.	21 nos.

4	One day “Refresher Training/Workshop for Lab. Technician of DRSC (STI Clinic) in the State of Meghalaya” on 26th March 2014.	5 nos.	5 nos.
5	One day “SRL Workshop on EQAS in HIV Testing for ICTC Lab. Techs. in the State of Meghalaya” on 27 th March 2014	23 nos.	23 nos.

(B) ACADEMIC ACTIVITIES OF THE DEPARTMENT

1) Departmental Academics :

(i) Undergraduate Teaching Courses :

a) MBBS :-

MBBS Course in the Department commenced on August, 2009. The department conducted theory classes, demonstration with practicals and tutorial as per the syllabus. 5 Internal Examinations was conducted between April, 2013 – March, 2014.

Teaching hours during the reporting period :

Theory : 123 hours (inclusive of tutorials)

Practical : 188 hours

b) B. Sc. Nursing :-

Engaged in conducting the theory and practical classes for the students of the College of Nursing, NEIGRIHMS. The Deptt. also conducted internal evaluation of the students as per the INC guidelines.

Teaching hours during the reporting period : 70 hours

(ii) Post-Graduate Teaching course - MD Microbiology :

The MD Courses in the Department commenced on May, 2009 with an intake of 2 students per Academic Session. The Department conducted Seminars, Journal Clubs and Lab. Techniques Seminars on different topics relevant to the Post-Graduate curriculum as well as recent advances in Microbiology. The Post-Graduate students were posted in different Labs of the Department on rotation with daily evaluation by the respective Faculty. The Post-

Graduate students also maintain log book recording the academic activities in the respective Lab. posted. As a part of the partial fulfillment of the MD course each student was allotted topic for the thesis as below :-

Post-Graduate academic activities conducted :-

- No. of Seminars : 19 nos.
- Culture / Lab. technique Seminars : 32 nos.

(C) INFRASTRUCTURE AVAILABLE IN THE DEPARTMENT

1. OPD specimen collection Centre
2. Indoor specimen collection Centre and Dispatch Counter
3. Laboratories
4. PG and Research Labs
5. Media Room
6. Biomedical waste management
7. Maintenance of the Cold chain
8. Departmental Library
9. Museum

(D) MEDICAL EQUIPMENTS AVAILABLE IN THE DEPARTMENT

- i. Basic equipments
- ii. High-End Equipments

Equipments available :

1. BACTEC for conventional bacteria & Fungi.
2. Conventional Thermocycler
3. Real Time PCR
4. High speed Refrigerated Centrifuge
5. CO2 Incubator
6. Penta – Head Teaching Microscope
7. Fluorescent Microscope

8. Dark Filed Microscope
9. Phase Contrast Microscope
10. Deep Freezer -20°C/ - 80°C
11. Electrophoresis complete set
12. Gel Documentation System
13. Inverted Microscope
14. Flowcytometer

(E) HUMAN RESOURCE DEVELOPMENT

(Training/Workshop/CME etc)

Dr. A. C. Phukan

- a) Attended the “Healthcare executive management development programme” at Srinagar, Kashmir from 28th April to 4th May, 2013,
- b) Attended the “Regional Workshop for HIV Referral Lab. Implementation of QMS (NACO,GOI)” from 7th to 9th May, 2013 at Guwahati, Assam,
- c) Attended the “Laboratory Management & Internal Audit for Clinical Laboratory as per ISO 15189:2007” organized by the Department of AIDS Control, NACO, MOH&FW, GOI from 5th to 8th August, 2013 at New Delhi,
- d) Attended the “Industry Meet on Medical Equipment & Hospital Furniture” organized by MOH&FW, GOI, New Delhi on 24th August, 2013,
- e) Attended the “Zonal Task Force Workshop under RNTCP for NE Zone” at Assam Medical College, Dibrugarh as Chairman of the ZTF(NE Zone) & STF, NEIGRIHMS, Meghalaya on 24 & 25, Oct, 2013,
- f) Attended the 1st Operational Research Workshop for the NE Zone under RNTCP, organized by the Zonal Operational Research Committee and CTD, GOI at Guwahati, Assam on 25th & 26th Nov, 2013,
- g) Attended the Regional Workshop on “Orientation and Implementation of ISO 15189:2012 Quality Standards in the HIV Testing Reference Laboratories” organized by the Deptt. of AIDS Control, MOH&FW, GOI in collaboration with PCI & CDC, India held at Jaipur from 21st to 23rd Jan, 2014,
- h) Attended the National Task Force (NTF) Meeting (RNTCP) at Bhubaneswar, Odisha on 3rd & 4th March, 2014 as Chairman of ZTF (N.E. Zone),
- i) Attended the Workshop on “Transforming Public Health Education in Health System Quality” at JIPMER, Puducherry on 10th & 11th March, 2014,

Dr. A. B. Khyriem

- a) Attended the Short Course on “How to Teach Evidence based Child Health” held at NEIGRIHMS from 30th Jan – 1st Feb, 2014,
- b) Attended the East Zone Critical Care Conference, 2013 (EZCCCON, 2013) held at NEIGRIHMS from 19th to 22nd Sept, 2013 as Faculty,
- c) Attended the Short Course on “How to Practice Evidence based Child Health” held at NEIGRIHMS from 15th to 17th April, 2013.

Dr. W. V. Lyngdoh

- a) Attended the Workshop on “How to practice evidence based child health” conducted by ICMR Advanced Centre for Evidence Based Child Health PGI, Chandigarh from 15th to 17th April, 2013 at NEIGRIHMS, Shillong,
- b) Attended the Workshop on Molecular Detection of Fungal Infections organized by SIHAM 2014 held on 9th Jan, 2014 at PSG Institute of Medical Sciences & Research, Coimbatore, Tamil Nadu,
- c) Attended the 10th National Conference organized by SIHAM 2014 from 10th to 12th Jan, 2014 at Coimbatore, Tamil Nadu.

Dr. A. Banik

- a) Attended CME on “Current Clinical Practices in Infectious Diseases” conducted by Lippincott’s Academy of Clinical Excellence and National Board of Examinations on 17th & 18th August, 2013,
- b) Participated and took Workshop in “Infectious Control” for delegates in – Eastern Zonal Critical Care Conference 2013 conducted by ISCCM, Shillong at NEIGRIHMS on 19th to 22nd September, 2013.

Dr. J. Gurung

- a) Participated and took Workshop in “Infectious Control” for delegates in – Eastern Zonal Critical Care Conference 2013 conducted by ISCCM, Shillong at NEIGRIHMS on 19th to 22nd September, 2013.

Dr. V. Dutta

- a) Attended CME Programme on “Current Clinical Practices In Infectious Diseases” held on 17th & 18th August, 2013 at NBE Campus, New Delhi organized by Lippincott Academy of Clinical Excellence under the aegis of National Board of Examinations.

Mr. G. Baishya

- a) Attended a “Hand on training in Advanced Laboratory Technique in the field of Diagnostic Microbiology” in the Department of Virology, PGIMER, Chandigarh from 8th to 20th July, 2013

Mr. F.C.Kharwanlang

- a) Attended the training on, “Laboratory Microbiology for surveillance of diarrheal diseases” held at National Institute of Cholera & Enteric Diseases (NICED), Kolkata from 18th to 22nd March, 2014

Ms. B. Marwein

- a) Attended the 3 days “NACO Quality System Essentials Workshop for SRL In-charges and Technical Officer” from 7th to 9th May, 2013 at Guwahati, Assam.
- b) Attended the 3 days Department of AIDS Control Workshop on “Laboratory Quality Planning and Risk Management” from 3rd to 5th Sept, 2013 at Kolkata.
- c) Attended One day “EQAS Workshop for distribution of Proficiency Testing Panels for SRLs and their attached ICTCs and Blood Banks” at NACO-NRL, NICED, Kolkata on 06/09/2013
- d) Attended the Regional Workshop on “Orientation and Implementation of ISO 15189:2012 Quality Standards in the HIV Testing Reference Laboratories” organized by the Deptt. of AIDS Control, MOH&FW, GOI in collaboration with PCI & CDC, India held at Jaipur from 21st to 23rd Jan, 2014

(F) RESOURCE PERSON/MODERATOR/CHAIRPERSON ETC. IN WORKSHOPS/TRAININGS/CONFERENCES ETC.

Dr. A. C. Phukan

- a) Five days “Induction Training for the Stand-Alone, Facility Integrated and Mobile ICTC Lab. Technicians, Meghalaya” from 19th – 23rd August, 2013 as Resource Person.
- b) One day “EQAS Workshop for distribution of Panel Sera for Proficiency Testing to ICTCs in the State of Meghalaya” on 13th September 2013 as Resource Person.

Dr. A.B. Khyriem

- a. Five days “Induction Training for the Stand-Alone, Facility Integrated and Mobile ICTC Lab. Technicians, Meghalaya” from 19th – 23rd August, 2013 as Resource Person.
- b. One day “EQAS Workshop for distribution of Panel Sera for Proficiency Testing to ICTCs in the State of Meghalaya” on 13th September 2013 as Resource Person.
- c. Faculty at the “East Zone Critical Care Conference, 2013 (EZCCON, 2013)” held w.e.f 19th to 22nd September, 2013 at NEIGRIHMS, Shillong as Resource Person.

- d. Workshop on “How to Practice Evidence Based Child Health” organized by the Committee for Satellite Centre for Evidence Based Child Health, NEIGRIHMS on 5th Nov, 2013 as Resource Person
- e. “Training on Whole Blood Finger Prick Testing for Labour Room Nurses in the State of Meghalaya” organized by SRL, NEIGRIHMS on 27th & 28th Nov, 2013 as Resource Person
- f. “SRL Workshop on EQAS in HIV Testing for ICTC Laboratory Technicians in the State of Meghalaya” organized by SRL, NEIGRIHMS on 27th March, 2014 as Resource Person

Dr. W. V. Lyngdoh

- a) “State Level Training of RNTCP Laboratory Technicians” from 29th April to 1st May, 2013 at TB Hospital, Shillong as Master Trainer
- b) Five days “Induction Training for the Stand-Alone, Facility Integrated and Mobile ICTC Lab. Technicians, Meghalaya” from 19th – 23rd August, 2013 as Resource Person.
- c) One day “EQAS Workshop for distribution of Panel Sera for Proficiency Testing to ICTCs in the State of Meghalaya” on 13th September 2013 as Resource Person.
- d) Faculty at the “East Zone Critical Care Conference, 2013 (EZCCON, 2013)” held w.e.f 19th to 22nd September, 2013 at NEIGRIHMS, Shillong
- e) CME on RNTCP conducted at NEIGRIHMS on 18th Oct, 2013 as Resource Person
- f) Workshop on “How to Practice Evidence Based Child Health” organized by the Committee for Satellite Centre for Evidence Based Child Health, NEIGRIHMS on 5th Nov, 2013 as Resource Person
- g) “Training on Whole Blood Finger Prick Testing for Labour Room Nurses in the State of Meghalaya” organized by SRL, NEIGRIHMS on 27th & 28th Nov, 2013 as Resource Person
- h) “Induction cum Refresher Training and on Harm Reduction” for Doctors and Nurses cum Counsellors from IDU TIs of Arunachal Pradesh, Assam and Meghalaya SACS from 3rd to 7th March, 2014 as Resource Person.
- i) “SRL Workshop on EQAS in HIV Testing for ICTC Laboratory Technicians in the State of Meghalaya” organized by SRL, NEIGRIHMS on 27th March, 2014 as Resource Person

(G) RESEARCH ACTIVITIES

Extramural :

- a) *Avian Influenza Surveillance Laboratory Network in India – **Funded by IDSP, Govt. of India***
(Nodal Officer (NEIGRIHMS) :- Prof. (Dr) A. C. Phukan)
- b) *“Antifungal susceptibility testing and genotyping of cryptococcal isolates from Delhi and other parts of India” - **Funded by DBT, Govt. of India***
Principal Investigator (NEIGRIHMS) :- Prof. (Dr) A. C. Phukan
- c) *Multi-centre study on Antimicrobial Resistance Monitoring of Salmonella typhi and Salmonella paratyphi A- an attempt to make national guidelines to treat Enteric fever - **Funded by ICMR***

Principal Investigator (NEIGRIHMS) :- Dr. W.V.Lyngdoh

Co- Investigator (NEIGRIHMS) :- Dr. A.B.Khyriem

- d) *Prospective study of Hepatitis B virus infections and its genotypes in the North Eastern States -*

Funded by ICMR

Co- Investigator (NEIGRIHMS) :- Dr. A. B. Khyriem

- e) *Class B Carbapenemase producing Gram negative Bacilli : Molecular epidemiology and analysis of genetic environment of the drug resistant determinant in elucidating its transmission dynamics* **Funded by UGC**

Principal Investigator :- Dr. A. B. Khyriem

Intramural :

- a) *Clinical-mycological profile of dermatophytosis in Meghalaya*

Principal Investigator :- Dr. W.V.Lyngdoh

- b) *Detection and identification of Candida species in patients with Clinical cervico vaginal infections* **Principal Investigator :-** Dr. W.V.Lyngdoh

- c) *Mycological profile of onychomycosis in Meghalaya*

Principal Investigator :- Dr. W.V.Lyngdoh

- d) *Characterization of Candida species from ICU Isolates in NEIGRIHMS, Shillong – A Retrospective Study*

Principal Investigator :- Dr. W.V.Lyngdoh

- e) *Bacteriological Profile of pleural fluid among the pediatric population in a Tertiary Care Hospital – A Retrospective Analysis*

Principal Investigator :- Dr. A.B.Khyriem

(H) PUBLICATIONS

International Journals :

Original Articles :

- a) *Clinico-mycological profile of dermatophytosis in Meghalaya. International Journal of Medicine and Public Health Oct – Dec 2013 Vol 3 Issue 4 Page No. 254 – 256.*

National Journals :

Original Articles :

- a) *Association of biofilm production with multidrug resistance among clinical isolates of Acinetobacter baumannii and Pseudomonas aeruginosa from intensive care unit.*

Indian Journal of Critical Care Medicine. 2013;17(4):214-218

- b) **Case Report :**

“Subcutaneous dirofilariasis”. *Indian Journal of Medical Microbiology*. 2013;31(4): 403-405

(I) INSTITUTIONAL RESPONSIBILITIES

1. Dr. A. C. Phukan

1. Medical Superintendent In-Charge from 3rd Nov, 2010.

(J) OTHER ACTIVITIES :-

1. Dr. A. C. Phukan :

- a. Attended PGIMER, Chandigarh as External Examiner for the M.Sc. Medical Tech. (Virology) Part – I, Oral Practical Examination on 10th & 11th May, 2013.
- b. Attended Rajendra Institute of Medical Science, Ranchi, Jharkhand as External Examiner for MD (Microbiology) Examination from 1st to 3rd June, 2013
- c. Attended the Selection Committee for the post of Asstt. Professor, Bio-Technology, Guwahati University on 8th June, 2013 as Expert Member
- d. Attended the “Industry Meet on Medical Equipment & Hospital Furniture” on 24th August, 2013 organized by MOH&FW, GOI, New Delhi
- e. Attended the MD Examination in Microbiology at GMC, Guwahati as External Examiner from 20th to 22nd Nov, 2013
- f. Attended 2nd Prof. Oral. & Practical of the 2nd MBBS Examination at Calcutta Medical College, Kolkata as External Examiner from 6th to 12th Jan, 2014

(K) AWARDS / ACHIEVEMENTS

Dr. J. Gurung

- a) Appeared and successfully passed the DNB Final Examination in Microbiology conducted by National Board of Examinations, New Delhi in April, 2013
- b) Participated and completed the training conducted by P.D. Hinduja Medical Research Centre, Mumbai in “Infectious Disease Certificate Course – IDCC 2013” from 25th to 31st August, 2013

Dr. A. Banik

- a) Appeared and successfully passed the DNB Final Examination in Microbiology conducted by National Board of Examinations, New Delhi in April, 2013
- b) Participated and completed the training conducted by P.D. Hinduja Medical Research Centre, Mumbai in “Infectious Disease Certificate Course – IDCC 2013” from 25th to 31st August, 2013

Dr. I. Bora

- a) Awarded 2nd Prize for the Paper entitle, “Study of Bacteriological Profile of Renal Stones among patients attending NEIGRIHMS, Shillong” in NEIGRIHMS Annual Day Celebration”

Dr. M. Baruah

- a) Awarded 3rd prize under PG Category for presenting a paper on “*Study of Mycotic infections among immunocompromised patients attending NEIGRIHMS with special reference to Candidiasis.* NEMICROCON 2013 held at NEIGRIHMS, Shillong on 26th & 27th July, 2013







DEPARTMENT OF NEUROLOGY

FACULTY

Post	Sanctioned	Current status	Name
Professor	1	-	Vacant
Associate Professor	1	1	Dr.Shri Ram Sharma
Assistant Professor	2	1	Dr.M.Hussain

There has been a progressive expansion in the department of neurology since the time of inception in 2008. The OPD attendance has gone up, as also the indoor services, which have also increase several folds. The specialty clinics have been introduced gradually since 2008 to provide more focused and multidisciplinary patient care services in the field of Epilepsy, Headache Movement disorder, Dementia, Neuro behavior disorder, neuromuscular disorder and Mental Retardation. This Department is situated at 3rd floor with 3 consultations chamber and Neuro Physiology Lab.

OPD services: 6 days a week; from Mon to Saturday; daily average attendance is 60 cases.

Specialty Clinics

Epilepsy clinics; every Tuesday, 2pm to 4pm

Movement disorder clinic; every Wednesday, 2.00pm to 4pm

Neuro behavior clinic; every Friday, 2.00pm to 4.00pm

Neuromuscular clinic; last Saturday of every month 9am to 11am

Headache clinic; every Thursday, 2.00pm to 4.00pm

Emergency services- round the clock emergency services

Indoor services- 26 bedded Neurology ward

Electrophysiology lab services The lab is equipped with digital **Electromyography (EMG)/ Electrophysiology (EP)** system digital video **Electroencephalography (EEG)**. Daily averages of test being conducted are 6-7 EEGs, (1-3) EMG, Nerve Conduction Velocity (NCV), EP

Community outreach services in collaboration with psychiatry department. Awareness program at NEIGRIHMS in the community for Neurological disorders like Epilepsy, dementia, stroke etc.

Envisioned addition to be made in existing patient care services are:

IN PATIENT

No of patients admitted in Neurology: 1012

Expired Patients = 31

Out Patient (Male-7801 & Female-8735) : 16536

Bed Occupancy:

	Apr	May	June	July	Aug	Sept	Oct	Nov	Dec	Jan	Feb	Mar
No. of patients	715	573	640	618	669	616	683	578	503	606	596	696
No. of beds	780	806	780	806	806	780	806	780	806	806	728	806
Bed Occupancy	91.66	71.06	82.05	76.67	83	78.97	84.73	74.10	62.40	75.18	80.49	86.35

%													
---	--	--	--	--	--	--	--	--	--	--	--	--	--

Total number of bed: 26

NEUROLOGY ELECTROPHYSIOLOGY LAB:-

Type of Tests:	No. of Patients
Electroencephalography (EEG)	726
Nerve Conduction Velocity (NCV)	213
Electromyography (EMG)	09
Visual Evoked Potential (VEP)	09

Clinical teaching classes:

1. Teaching classes for VIII Semester MBBS
2. Teaching classes for B.sc Nursing
3. Neuro-radiology seminar: Every Monday
4. Teaching of DNB (Medicine) student from Nazareth Hospital (2 months posting)

Paper presentation-

Paper presentation at International stroke conference Indian Stroke Association (ISA) 2010, AIIMS, New Delhi.

CME organization-

1. Mid term CME of the association of neuroscientists of Eastern India, 17th April 2010 ORGANISIZING COMMETTEE- organized CME and delivered a session over Approach and management of peripheral neuropathies
2. The Organizing Committee of TROPICON-2013, GUWAHATI 2nd & 3rd February, National Conference of Tropical Neurology.

The TROPICON Executive Committee members:

- i. Dr. S. R. Sharma
- ii. Dr. M. Hussain

In-patient services: Plan for expansion

Number of beds to be increased to 50 in phase manner along with Emergency services and critical care services:

Total	-	50
General	-	32
Private ward	-	08
ICU	-	10

Epilepsy Clinic

NEIGRIHMS is already running an Epilepsy clinic once a week (every Tuesday). It is a multidisciplinary clinic managed by neurologist, focus of management is to provide comprehensive Epilepsy care i.e.

1. Research Projects:

- i) A Hospital based study of stroke in a tertiary care centre and the study of antiplatelet effect of Aspirin in patients with Ischemic stroke.
(ICMR recommended)
Principal Investigator: Dr. M. Hussain, Asst. Prof. Neurology
Co- Investigator: Dr. S. R. Sharma, Associate Prof. Neurology
- ii) Bio-Repository of DNA In Stroke (BRAINS): A study protocol involving Three ancestral populations

2. Conferences / Seminars

- i) Indian Epilepsy school 2013
(Organised by Indian Epilepsy society) Attended by Dr. M. Hussain as delegate.
- ii) “ ADVANCES IN COMPUTATIONAL NEUROSCIENCE “ Workshop organized by North Eastern Hill University, Shillong. Attended by Dr. M. Hussain as Invited Speaker.
- iii) “ Regional CME cum- seminar on Clinical Relevance of Automatic Function Testing “ organized by Dept of Physiology NEIGRIHMS. Attended by Dr. M. Hussain as delegate.
- iv) Neurology update at Mumbai, attended by Dr. S.R.Sharma on February 2014

3. Publications

- i) “ Peripheral Symmetrical Gangrene in meningitis “ M. Hussain, S. R. Sharma, M. Rupsi. Annals of Indian Academy of neurology January - March 2014, vol.17, Issue-1, Pg: 140
- ii) “ The Humming bird Sign: An Early Diagnostic Clue for PSP. (Rupsi M, Sharma SR, Hussain M, Phukan P). NEIGRIHMS Journal of Medical & Health Science. Vol.5, Issue-1, 2013
- iii) “ Everything that shakes is Not Epilepsy “ Review Article in Medicine Update of India (Assam Chapter) Contributed by Dr. M. Hussain.

DEPARTMENT OF NEUROSURGERY

FACULTY

Post	Sanctioned	Current status	Name
Professor	1	-	Vacant
Associate Professor	1	-	Vacant
Assistant Professor	2	1	Dr.Arindam Kakoti

Senior Resident Doctors - 3

Junior Resident Doctors - 2

Services provided:

1. OPD

The OPD is located in the second floor of the Hospital building.

OPD functions on all days except notified holidays.

Timings are: 9:00 am to 4:00 pm from Mondays to Fridays and 9:00 am to 1:00 pm on Saturdays.

Per day average attendance, 15 cases both old and new.

2. Emergency Services: Round the clock on all days. With JRD, SRD and consultant on call.

3. Operation Days:

Monday and Wednesday; average 2 cases per OT day.

4. In-patient Services:

Neurosurgery ward was started from June 2013. The 22 bedded ward, is situated below the ground floor of the main Hospital building in the right wing of the Hospital. Those patients requiring intensive care are managed in the Intensive Care Unit of the Hospital, under the care of the Anaesthesia Department and paediatric patients requiring intensive care are managed in the Paediatric Intensive Care Unit under the care of the Paediatric department. All admissions are made in the name of the unit in charge, by the Senior Resident Doctors in consultation with the Neurosurgery consultant.

Major Equipments in the Department

1. Operating microscope-1
2. High speed electric drill-1
3. Pneumatic drill-1
4. Ultrasound aspirator-1
5. Intra-op neuromonitor-1
6. Neuro endoscope-1

Detailed Statistics of Neurosurgery Department

OPD ATTENDANCE

No. of Patients	No. of Patients	Total
Male	Female	
825	589	1414

Total No of Patients Attended OPD – 1414 Nos.

OPD functioning from April 2013

All cases registered with Department first

No separate follow up OPD for now.

NEUROSURGERY WARD ADMISSION

Male	Female	No. of admission
305	127	432

Total No of Patients Admitted in the Ward from April 2013 to March 2014 – 432 Nos

ROUTINE AND EMERGENCY OT

ROUTINE

Male	Female	Total
70	34	104

Total No. Routine Operations both male and Female – 104 Nos

EMERGENCY

Male	Female	Total
57	27	84

Total No of Emergency Operations done from April 2013 to March 2014 – 84 Nos

ICU ADMISSION

Male	Female	Total
110	43	153

Total No of ICU Patients Admitted from April 2013 to March 2014 – 153 Nos

Academic Activities

1. Neuro Radiology meet every Tuesday from 8 AM to 9 AM, where various Neurological cases are discussed in detail with various departments like Radiology, Pathology, General surgery, Paediatrics etc.
2. Post graduate classes on Neuro Anaesthesia for the Anaesthesia post graduate students.
3. Under graduate classes

Conferences Attended

1. East Zone Critical Care Conference 2013: 21st & 22nd September at NEIGRIHMS, Shillong and presented a talk on "Approach to patients with head and spinal cord trauma in ICU".
2. Attended the Neurotrauma conference at Guwahati in August 2013.

DEPARTMENT OF OPHTHALMOLOGY

FACULTY

Post	Sanctioned	Current status	Name
Professor	1	1	Dr. P.K. Goswami
Associate Professor (& Hod I/c)	1	1	Dr. Tanie Natung
Assistant Professor	2	2	Dr. Lanalyn Thangkhiew Dr. Benjamin Nongrum

Senior Resident Doctors - 2 (Two)

Junior Resident Doctors - 2 (Two)

INFRASTRUCTURE:

The department has the following major equipments:

- (i) Haag Streit Slit lamps
- (ii) Humphry Visual Field Analyser
- (iii) Fundus Fluorescein Angiography Unit
- (iv) Retinal Laser Unit (Double frequency Nd: YAG Laser)
- (v) Lumera T Operating Microscope with CCTV
- (vi) Laureate Phacoemulsification System
- (vii) B – Scan (Ocular ultrasonography)
- (viii) Optical Coherence Tomogram
- (ix) Autokeratorefractometer
- (x) A-Scan & Keratometers
- (xi) Synophthophore
- (xii) Pachymeter

The following equipment was added in the current financial year:-

1. Optical Biometer (IOL-Master)

PATIENT CARE SERVICES: -

Eye O.P.D.

The department of Ophthalmology runs OPD six days a week from Monday to Saturday. O.T. days are on Tuesdays and Fridays. Cross references of all

departments from OPDs, wards, Casualty, ICU, CCU and PICU are attended every day. Emergency services are provided round the clock every day.

The department continued the specialty clinics viz. the 'Medical Retina Clinic', 'Squint Clinic' and the 'Glaucoma Clinic'; Medical Retina Clinic every Thursdays, Squint Clinic every Fridays (I/C- Dr. T. Natung) and Glaucoma Clinic every Wednesdays (I/C- Dr. L. Thangkhiew).

The **OPD attendance** from April 2013 to March 2014 is as follows:-

April 2013 to March 2014

New		Old		Referral		Total
Male	Female	Male	Female	Male	Female	
2937	3266	3074	3477	1324	1508	15586

Total no. of patients from April 2013 to March 2014 = 15586.

Eye O.T. - Eye O.T. was started on Nov. 9, 2011. Eye operations like Phacoemulsification and SICS, Strabismus surgeries, Trabeculectomy, Dacryocystorhinostomy, Oculoplasty surgeries, Retinal and Glaucoma Lasers etc. were continued.

The **O.T. attendance** from April 2013 to March 2014 is as follows:-

April 2013 to March 2014

Male	Female	Total
209	221	430

Eye Ward: -A 10 (ten) bedded Eye Ward was started in January, 2013.

The **Eye Ward attendance** from April 2013 to March 2014 is as follows:-

April 2013 to March 2014

Male	Female	Total
246	239	485

ACADEMIC ACTIVITIES:

Regular classes for the 2nd and 3rd year MBBS students were taken both in theory as well as clinics as per the Medical Council of India. Similarly, regular theory as well as clinical classes was taken for the Bsc. Nursing students as per the Nursing Council of India.

Three Internal Examinations for the 3rd Year MBBS students were conducted in the month of March, July and November, 2011. 3rd Professional MBBS University examination under North Eastern Hill University (NEHU) was held in December, 2012. There were three external examiners and one internal examiner. Dr. Tanie Natung, Assistant Professor, Department of Ophthalmology was the Internal Examiner for the University Examination.

For the benefit of resident doctors, regular classes and case discussions were done in the department. Departmental CMEs were conducted every month. The department took active participation in the interdepartmental CMEs/Clinical Grand Rounds conducted every Saturdays.

Conferences, Seminars, Workshops and CME(s) conducted and attended by the department, during the year 2013-14:

- **CME/Seminars:**

(i) Organised a **Regional CME** on the topic “***Optical Coherence Tomography in decision making of posterior segment disorders***” on 11th May, 2012 at NEIGRIHMS. Dr. Hasha Bhattacharjee, Medical Director, Sri Sankaradeva Nethralaya, Guwahati was the Guest Speaker. Ophthalmologists from Meghalaya and nearby Assam participated in the CME.

(ii) The department Organised a **Regional CME** on the topic “***Optical Coherence Tomography in decision making of posterior segment disorders***” on 11th May, 2012 at NEIGRIHMS. Dr. Hasha Bhattacharjee, Medical Director, Sri Sankaradeva Nethralaya, Guwahati was the Guest Speaker. Ophthalmologists from Meghalaya and nearby Assam participated in the CME.

- **Conferences attended and papers presented:**

- “**Workshop on Research Methodology**” and “**Publication & Scientific Writing workshop**” held at P.D. Hinduja National Hospital & Medical Research Centre, Mumbai from 10th to 12th May, 2013 (**Dr. Tanie Natung, Dr. L. Thangkhiew**)
- Asia-ARVO Annual Conference** held at Ashoka Hotel, New Delhi from 28th to 31st October, 2013 (**Dr. Tanie Natung**)
- Basic Course Workshop in Medical Education Technologies** conducted by **Medical Council of India** at the King George’s Medical University, Lucknow from 13th to 15th March, 2014 (**Dr. Tanie Natung**)
- Attended 64th Annual Conference of Delhi Ophthalmological Society, 12th – 14th April 2013, held in Delhi (**Dr. L. Thangkhiew**)
- Attended 7th Annual Short Term Course in Clinical Research Methodology held at Tata Memorial Hospital, Mumbai on 3rd and 4th August 2013 (**Dr. L. Thangkhiew**)

- vi. Attended 45th Ophthalmological Society of Assam Annual Conference held in Gauhati on 26th-27th October 2013 (**Dr. L. Thangkhiew**)
- vii. Attended Zonal CME organized by Ophthalmological Society of Assam on Community Ophthalmology on 15th March 2014 in Shillong (**Dr. L. Thangkhiew**)
- viii. Completed two weeks training under the Phaco Development Program at Chandraprabha Eye Hospital, Jorhat, Assam from 20th March to 2nd April 2014 (**Dr. L. Thangkhiew**)

- **Community/ Inter-collaborative activities outside the scope of normal duties:**

- i) Helped the Meghalaya Blindness Control Programme which is under the National Programme for Control of Blindness (NPCB) in reducing the burden of blindness in the state by operating cases of cataract, glaucoma, oculoplasty etc. at Civil Hospital, Shillong beyond the scope of normal duties.
- ii) Conducted free Surgical Eye Camp in June, 2013.

- **Publications: -**

1. **Natung T**, Venkatesh P, Thangkhiew L, Syiem J. "Asymmetric presentations of familial exudative vitreoretinopathy." *Oman J Ophthalmol* 2013; 6: 129-30. (**Pubmed Indexed**)
2. **Natung T**, Goyal A, Handique A, Kapoor M. Symmetrical Chorioretinal Colobomata with Craniovertebral Junction Anomalies in CHARGE Syndrome - A Case Report with Review of Literature. *J Clin Imaging Sci* 2014; 4:5. (**Pubmed Indexed**)
3. Goyal JL, **Thangkhiew L**, Yadava U, Arora R, Jain P. Evaluation of pattern electroretinogram as a visual prognosticator in chiasmatic tumours. *Clinical and Experimental Ophthalmology* 2013;41:864-869.

1. Research Projects:

- a) "Normative data for Macular Thickness in Healthy Indian Eyes using Optical Coherence Tomography." Principle investigator: Dr. Tanie Natung
- b) "Comparison of 2 drops Vs 3 drops proparacaine 0.5% drops for phacoemulsification surgery." Principle investigator: Dr. Tanie Natung
- 2. Conferences, Seminars, Workshops and CME(s) conducted and attended by your department, during the year 2013-14.

Captions for photos:

1. Photo 1. CME on "Optical Coherence Tomography in decision making of posterior segment disorders"
2. Photo 2. CME on "Optical Coherence Tomography in decision making of posterior segment disorders"
3. Photo 3. Optical Coherence Tomography being performed.







DEPARTMENT OF ORTHOPAEDICS AND TRAUMA

FACULTY

Post	Sanctioned	Current status	Name
Professor	1	-	Vacant
Associate Professor	1	2	Dr.Bhaskar Borgohain, MS Dr.Sharat Agarwal, MS
Assistant Professor	2	1	Dr.Tashi G.Khonglah, MS

Senior Resident Doctors	:	3 (Three)
Junior Resident Doctors	:	2 (Two)
Plaster Technician	:	1 (One)
Physiotherapist	:	6 (Six)
Stenographer	:	1 (One)
Occupational Therapist	:	1 (One)
Junior Plaster Technician	:	1 (One) under DBT Project
Prosthetist & Orthotist	:	1 (One)

The Department of Orthopaedics is located in the ground floor. Main OPD is near the registration office. The 30 bedded Orthopaedic ward is located near the Institute's Blood Bank. The Physiotherapy facility is located in Minus one floor near CSSD facility. The extended Occupational Therapy facility is located in OPD Block in Room No. 2. The Prosthetic Orthotic Workshop (New Artificial limb centre) is located in Minus 2 floor near Mortuary. The Orthopaedic OT is running from ground floor common OT at the moment. Orthopaedic OPD runs on every Tuesday, Thursday, Friday and Saturday and elective OT runs on every Monday and Wednesday.

Besides providing emergency Trauma and orthopaedics and Rehabilitation services the department is now a regional leader in the field of Joint Replacement Surgery, Arthroscopic Surgery and deformity correction in the government sector.

Patients Attending Orthopaedic OPD for intervention

Minor procedures from 1st April to 31st March 2014.

OPD ATTENDANCE: 2013-2014

Trauma/ Dislocation	Joint replacement	Spine	Arthroscopy	Deformity correction	Joint Infection	Tumour	Minor procedures	Amputations	Total
---------------------	-------------------	-------	-------------	----------------------	-----------------	--------	------------------	-------------	--------------

Patients attending Orthopaedics and Trauma OPD

1st April, 2013 to 31st March, 2014.

Male	Female	Total
9474	8113	17587

Name and No. of Operations and procedures (O.T)																		
Fracture Fixation	Soft tissue injury/ Debridement	Skin grafting	Implant removal		Fracture	Disc surgery	Diagnostic/others	ACL reconstruction	Meniscectomy			Arthroscopy & d	Osteomyelitis	Soft Tissue infection				
151	54	7	26	19	2	9	13	10	7	13	5	9	2	14	22	11	374	

* Total Major Surgery Cases: 352

* Total Minor Cases: 22

ADMISSION

No. of Indoor Patients admitted in Orthopaedics and Trauma

from 1st April, 2013 To 31st March, 2014

Admissions, Operations, MLC (Medico-legal case) and Death

Male	Female	New Admission	Operations done	Medico Legal Case	No. of deaths In ward
355	119	456	372	105	Nil

Paid Investigations ordered from Ortho OPD

from 1st April 2012 to 31st March 2013

2013-2014	MRI including	Thyroid profile/	Doppler	Total
-----------	---------------	------------------	---------	-------

	Contrast MRI Profile	T₃, T₄, TSH		
Total	130	28	1	159

Physiotherapy and Rehabilitation Activity:

Annual Reports of Physiotherapy from 1st April 2013 to 31st March 2014.

Physiotherapy unit in NEIGRIHMS is functioning for optimum physical rehabilitation of patients, both in indoor and for outdoor in a disabled friendly environment with six physiotherapists sophisticated equipment based, as well as manual therapy techniques, are being employed. The physiotherapists of the unit are involved in evidence based practices and academics.

Physiotherapy for In-patient (including patients attended in all critical care unit like ICU, CCU and ICCU etc.)

Modality	Total
Bed side Therapy	5531
TENS Therapy Machine	14
MST (Faradic)	200
Ultra sound therapy	33
IFT	207
Tilt Table	259
MWD /Microwave Diathermy	26
CPM (Continuous Passive Motion)	44
SWD (Short Wave Diathermy)	14
Parallel Bar	38
Static Cycle	24
Hot pack	240

Mobilization (Manual Therapy)	3
Traction	8
Pulley (Shoulder)	32
Rowing	14
Total	6687

Physiotherapy for O.P. D.: Detail statistics including usage of Physio equipments

Physiotherapy for OPD	
	Total
Home exercise Programme (Guidance /Demonstration)	4320
TENS Therapy Machine	203
Manual Therapy/ Mobilization	1901
Ultra Sound Therapy	3682
IFT	5218
MWD/ Microwave Diathermy	1299
Continuous Passive Motion	103
*SWD/Shortwave Diathermy	510
MST/Faradic	1236
Traction	805
Static cycle/EGRO	506
Shoulder Wheel	233
Hot pack/ Hydrocollatar	6946
Rowing	416
Tread Mill	344

Wax	53
Pulley	1147
Laser	0
Parallel bar	2
Total	28932
No. of Patient attendeing OPD	13657

Occupational Therapy Annual Report from 1st April, 2013 to 31st March, 2014

Total No. of patients registered for Occupational Therapy from

1st April, 2013 to 31st March, 2014 = 4137

Cases	Total
Back Ache	1358
PIVD/ T.B. Spine/	137
Neck pain/	491
Cevical Spondylosis/	178
Low Back Pain with Knee Osteoarthritis	324
Inflammatory Arthritis/ Polyarthralgia	284
Knee pain/ Sports related injuries	369
Osteoarthritis/Knee	309
Shoulder/Elbow/ pain	322
Hand Injuries	312
Cerebral Palsy/ Delayed Milestones/	39
Post encephalitis sequelae/ Down' Syndrome	6
Post stroke paralysis/ Head Injury/ Fracture Paraparesis	8

TOTAL	4137
--------------	-------------

**Statistic Report of Patient attending Prosthetic & Orthotic Services
(Including artificial limb Centre): 1st April 2013 to 31st March 2014.**

The Prosthetic & Orthotic workshop was commissioned since over four (4) years. Seventy two patients were benefitted from the Splints, Orthosis and Prosthesis fabricated in this workshop. Additional Manpower is required to make the Workshop more productive and for continuous services to the patients, which has been communicated to the administration. Approved DBT funded research project is running for development of Nanotechnology based light weight Artificial limb currently with technical help from IIT Guwahati.

Prosthetic & Orthotic Services statistics

AE/BE/AK/BK/ Prosthesis	Knee Splints/Brace	Spinal Brace	Arm, forearm & hand splints/brace	AFO & shoe modification & Accessories	Total
4	7	17	20	24	72

SPORT INJURY ARTHROSCOPY CLINIC (SIAC) REPORT

DURING 1st APRIL 2013 – 31st MARCH 2014

Clinic Head: Dr. Bhaskar Borgohain

SL.NO	GAMES	NO OF PATIENTS REGISTERED	INJURY
1	Football	132	Knee injury Foot & Ankle injury

			Others
2.	Basketball	5	Miscellaneous
3.	Badminton	2	Miscellaneous
4.	Cricket	6	Miscellaneous
5.	Hockey	5	Miscellaneous
6.	Athlete	11	Miscellaneous
7.	Others	6	Miscellaneous

- A total of 167 patients were registered under the **SIAC Clinic** out of which the majority were Football related injuries with knee injuries being the most common.
- The age group range was from 16-41 yrs.
- Many football players were from **Shillong Lajong Football Club** and **Royal Wahingdoh F.C** besides others.
- Arthroscopies of the Knee & Ankle Joints are done presently when indicated.

Academics:

- A One day Guest lecture on “Recent Advancements on Artificial limb” by John Ross, Director Endolite (England) was held on 27th September, 2013.
 - The Orthopaedic department started new regular Academic/Clinical presentation by Orthopaedic interns on weekly basis on Thursday/Friday.
 - High End Digital interactive Board with roof mounted LCD projector had been installed in the department.
 - Presentation were presented by Faculties and posted Intern posted on different topic.
 - Recent Advancements on Artificial limb
 - Club foot correction using Ponseti method
 - Pathoanatomy of CTEV
 - Anatomy of Pelvis
 - Complications of fracture pelvis
 - Osteoporosis
 - Fat Embolism Syndrome
 - Spinal Injuries
 - Management of chronic Wound: Basic
- Principle of Plaster application
Fracture Pelvis: Classification
Examination of Low back pain
Colle’s Fracture
Classification spinal Injury
Low Back Ache
Principles & Recent Advance

- Antibiotics in Orthopaedics Biomaterials in Orthopedics
- Prevention of infection in O.T.
- Post Operative fluid management in Trauma patient
- Algorithm of Intraarticular fracture management : Principles only
- Basic principles of deformity correction
- Principles of managing Epiphyseal injuries in children
- Part of Artificial limb and ideal amputation stump

Student welfare/Extended social service:

- Orthopaedics Surgery camp held on 29th and 30th of May, 2013, with a total number of 18 cases being operated successfully including a rare case of Osteogenesis imperfect where Bilateral multiple corrective Osteotomy and Rush Rod fixation was carried out.
- Orthopaedics Surgery camp held on 11th and 12th of December 2013, with a total number of 14 cases being operated successfully.
- Dr. Tashi G. Khonglah, Assistant Professor (Orthopaedics) and Dr. Ashish Raj (Intern) participated in the one day Health Care camp in collaboration with Meghalaya Pensioner's Association under the heading "NEIGRIHMS at your door steps for Quality Care" at Mawkriah, Upper Shillong on 11th March 2014.

Clinical

- Established the department as an upcoming regional referral centre for Total hip and total knee replacement surgery in the government sector: the first total hip replacement case completed 7 successful productive years.
- Running specialty clinic called **SIAC** (Sports injury & arthroscopy clinic) for focused documentation & minimally invasive key hole surgery/management of sports injuries.

Academics/Conferences/Workshop/CMECS

- **Chaired session** on Modular Bipolar Hip replacement workshop, 23rd Biennial Conference, Myanmar Orthopaedic Society, Feb 8, 2014, Yangon, **Republic of Myanmar**
- Dr. B. Borgohain went as external examiner to Maulana Azad Medical College, New Delhi under the University of Delhi for Final year MBBS exam from 9th -13th December 2013.
- Selected as **AO Trauma Fellow** at BG Trauma clinic, Ludwigshafen, Germany, by AO Foundation, Switzerland, **January, 2014: (Fellowship to start July 21, 2014)**

- Editor of **North East Orthoscan**, the official journal of North-East Regional Orthopaedic Surgeons' Association (NEROSA) for 2013.
 - Delivered guest lecture on “ Failure Mechanisms in Orthopaedic implants” at PhD lecture course, Mechanical Engineering, **IIT, Guwahati**, April, 2013.
 - Delivered guest lecture on “ Biomaterials in orthopaedics in one day workshop on biomaterials for human application, Dept of Mechanical Engineering, 29 August, 2013
- Coimbatore institute of technology**, Coimbatore, India
- Delivered lecture as Surgeon faculty on “Biomechanical Principles of screw and plate fixation” during **AO principles course for ORP**, July 12, 2013, Guwahati, Assam
 - Delivered invited guest lecture on “Modular Bipolar Hip Replacement: The NEIGRIHMS Experience” Feb 6-8, 2014, 23rd Biennial conference, **Myanmar Orthopaedic society** Yangon, Myanmar.
 - Delivered invited guest faculty lecture on “ Classification of Distal end radius fractures” during **COE-2013** (Continuous Orthopaedic Education, India) Sept 6-8, 2013, Guwahati
 - Delivered lecture on sports injury prevention and safety during **Asian football federation** certificate course (AFC/C) organized by Meghalaya football association at J.N.Stadium on 04/03/2014.
 - Dr. B. Borgohain invited to deliver lecture on “Hip replacement” and conduct workshop in the Annual Conference of Myanmar Orthopaedic Association from 6-8 February 2014.
 - Dr. B. Borgohain participated in the three days Annual Conference of Myanmar Orthopaedic Association and conducted a “Hands on” workshop on Modular Bipolar Hip Replacement Surgery on 7th February and delivered a Talk on Bipolar Arthroplasty in the main session the same day.
 - Dr. B. Borgohain has completed his PhD course work in IIT Guwahati on Gene therapy, Biomaterial, applied biology and bio Engineering lab.
 - Dr. Bhaskar Borgohain participated in the OA Advanced Fracture surgery course at Jaipur on June 2013.
 - Participated as ‘Panelist’ at Musuloskeletal Compendium 2013, organized by ‘Pharmasquire Publishing House Private Limited, Mumbai’ at Port Blair from 23rd August’13 to 25th August’13
-
- Chaired a session at ‘East Zone Critical Care Conference (EZCCCON) 2013, held at NEIGRIHMS, Shillong from 19th – 22nd September 2013
 - **Dr. S. Agarwal** Participated as ‘Panelist’ at Musuloskeletal Compendium 2013, organized by ‘Pharmasquire Publishing House Private Limited, Mumbai’ at Port Blair from 23rd August’13 to 25th August’13.
 - **Dr. S. Agarwal** chaired a session at ‘East Zone Critical Care Conference (EZCCCON) 2013, held at NEIGRIHMS, Shillong from 19th – 22nd September 2013

Publications

- **Bhaskar Borgohain**, T. Khonglah: Developing and organizing a trauma system and mass casualty management: Some useful observations from the Israeli trauma model. Accepted July 19, 2012, *Ann Med Health Sci Res.* 2013; 3(1): 85–89.
- **Bhaskar B**, K. Tashi. et al. Tuberculous dactylitis (spina ventosa) with concomitant ipsilateral axillary scrofuloderma in an immunocompetent child: A rare presentation of skeletal tuberculosis. *Adv Biomed Res.*, 2013 2(1): 29
- **Bhaskar Borgohain**: Commentry on “Role of MRI in predicting diagnosis and treatment of spinal tuberculosis: An appraisal on MRI based scoring systems” *J Neurosc. Rur Prac*: 2013; 4(2): 128-131
- Brajesh K, **Bhaskar Borgohain**, S. Balasubramanian et al. Risks of concomitant trauma to the knee in lower limb long bone shaft fractures: A retrospective analysis from a prospective study population. *Adv Biomed Res.* 2014, 3:49
- **Bhaskar Borgohain**, N. Borgohain et al. Complete incorporation of long diaphyseal sequestrum without surgical intervention in chronic haematogenous osteomyelitis of tibia in an immunocompetent child. *Adv Biomed Res.* 2014; 3: 95
- **Sharat Agarwal**, Mohd. Nasim Akhtar. Management of mallet Fracture by Closed Extension- Block Pinning- A case based review of a novel technique. *Electronic Physician* 2013; vol.5, Issue 2: 654-658
- **Agarwal Sharat**, Akhtar Nasim Mohd. Great toe tophus- like lesion revealing extensive tendon Xanthomatosis in a asymptomatic hyperuricemic patient- a case report. *Journal of Postgraduate Medicine* July 2013; Vol. 59, Issue 3: 238-239
- Rajith P, **Agarwal S**. A Review of Fibromyalgia. *NEIGRIHMS Journal of Medical & Health Sciences.* Vol. 5; Issue 1: 2013

Book chapters

- Biomaterials in Total Hip Replacements: Evolution of basic concepts, trends and current limitations, **Trends in Biomaterials.** Bhaskar Borgohain, S. Arun, P. S. Rama Sreekanth, S. Kanagaraj. (*Editors: G.P. Kothiyal, A. Srinivasan*), **Pam Stanford, Hongkong**).Ahead of print 2014
- Ankylosing Spondylitis and other seronegative spondyloarthropathies. **Textbook of Orthopaedics and Trauma.** 3rd Edition.(*Editor: Kulkarni GS, Jaypee publication, India*) Ahead of print, 2013

Reviewer of indexed journals

- Journal of Hand and Microsurgery. Official journal of **Society of Hand & Microsurgeons of India**, Kenya & **Colombia**.
- Indian Journal of Orthopaedics, Official Journal of Indian Orthopaedic Association indexed in PubMed
- Journal of Clinical Orthopaedics and Trauma, Official publication of the Delhi Orthopaedic Association; indexed in PubMed
- Journal of Neurosciences in Rural Practice, Official International Journal of Asociación Ayuda Enfermo Neuroquirurgico (**AAEN**) (Assoc. for Helping Neurosurgical Sick People)

Research

- Pursuing PhD in Biotechnology at IIT Guwahati, Assam as a part time candidate and preparing to work on Albumin/ Dopamine coated Hydroxyapatite bone substitutes
- Actively involved in **collaborative research** on application of **Nanotechnology** in artificial limb development with **DBT & IIT (G)** as co-principal investigator.
- Co-principal investigator of the DBT sponsored **research project**: “Developing light weight, durable and user friendly artificial limbs through Nanotechnology-based modification of conventional materials and optimizing mechanical component design for enhancing their functional performance.” This has been incorporated as an **M. Tech final year project** for **Sri Mrutyunjay Maharana**, at IIT Guwahati (Ranked 87th in top 100 universities of the world recently)

As Member – National Bodies

- Executive Member (East Zone) Pediatric Orthopedic Society of India (POSI) – 2014-2016.
- 1. **Research Project:**
 - Evaluation of intra-articular injection of platelet rich plasma in the management of Chronic low back Pain due to Sacroiliac joint Dysfunction as a CO-guide in M.D (anaesthesia) candidate thesis at NEIGRIHMS, Shillong. **Dr. S. Agarwal as Co-Guide**
 - A prospective NEIGRIHMS hospital based study of childhood orthopedic problems
Chief principle investigator: Dr. S. Agarwal (completed)
 - ‘Study of prevalence, demographic profile and risk factors for osteoporosis in a tertiary care center in north-eastern India – A NEIGRIHMS hospital based prospective study
(To be started) **Principal investigator : Dr. S. Agarwal**
 - A Comparative study between plate osteosynthesis and conservative management in Fracture Clavicle at NEIGRIHMS, Shillong – **Principal Investigator: Dr. B. Borgohain**
Co-investigator : Dr. S. Agarwal (To be started)

2. Awards and Events of the department.

- A One day Guest lecture on “Recent Advancements on Artificial limb” by John Ross, Director Endolite (England) was held on 27th September, 2013.
- Orthopaedics Surgery camp held on 29th and 30th of May, 2013, with a total number of 18 cases being operated successfully including a rare case of Osteogenesis imperfect where Bilateral multiple corrective Osteotomy and Rush Rod fixation was carried out.
- Orthopaedics Surgery camp held on 11th and 12th of December 2013, with a total number of 14 cases being operated successfully.
- Dr. Tashi G. Khonglah, Assistant Professor (Orthopaedics) and Dr. Ashish Raj (Intern) participated in the one day Health Care camp in collaboration with Meghalaya Pensioner’s Association under the heading “NEIGRIHMS at your door steps for Quality Care” at Mawkriah, Upper Shillong on 11th March 2014.

DEPARTMENT OF OBSTETRICS & GYNAECOLOGY

FACULTY

Post	Sanctioned	Current status	Name
Professor	1	1	Dr.A.Santa Singh
Associate Professor	1	2	Dr.S.Panda Dr.M.Agarwal
Assistant Professor	4	2	Dr.A.Das Dr.N.Sharma

Senior Resident Doctors : 8 (Eight)

P.G.Student (MD) : 6 (Six)

Junior Resident Doctors : 4 (Four)

LOCATION AND PATIENT CARE SERVICES

1. OPD

The Obstetrics and Gynaecology OPD is located in the ground floor of the main hospital building. Outpatient services are provided for both Obstetrical and Gynaecological patients. It has five consultation rooms, one registration room and one room equipped with ultrasound machine and colposcope. We run OPDs on all days except Sundays from 9 AM to 2 PM. We also have special clinic every Thursdays for High Risk Pregnancy, Gynaecological Oncology and Infertility. Patients are also attending our Postnatal Clinic, where we are also providing Cafeteria approach of Contraception. We are doing a number of minor procedures in OPD on daily basis viz. Cop-T insertion, Pap Smear, Cervical biopsy, sometimes endometrial biopsy, colposcopy and also colposcopy directed biopsy, intrauterine insemination (IUI), follicular monitoring in infertility patients, LASER cervical cautery. Even our resident doctors and senior PG students are also quite used to both transabdominal and transvaginal sonography for gynaecological as well as obstetrical indications.

2. INPATIENT SERVICES

We have a main O & G ward with 30 beds in the 3rd floor, first 2 blocks are occupied by antenatal patients. The next 2 blocks are for postnatal patients. We also have a High Dependency Unit (HDU) for critical patients and immediate post-operative patients with State of Art monitors and pulse oximeters, even the patient beds are highly sophisticated, each costing around Rs. 5- 6 lakhs. We have another Gynae extension ward with 18 beds and isolation ward with 2 beds. Gynaecological admissions and early pregnancy patients are accommodated in the extension ward. Our nurses and duty doctors are providing round the clock service to our inpatients. Few patients are also there in Private ward.

3. EMERGENCY SERVICES (LABOUR WARD)

Our Labour ward, in the top floor is easily accessible with a number of lifts operating. Emergency service in the labour ward is 24 x 7. It has an observation room for early labour patients. The main labour room has two labour tables, which are highly sophisticated. We also have monitors for patients and Cardio Tocography machines for fetal well being assessment. We have a septic Labour room also for all the infected cases. There is another USG room adjacent to labour room, where on regular basis USG is done for emergency patients. We are conducting a number of normal vaginal deliveries along with Forceps and Ventouse delivery. Some patients also go or painless labour and delivery. Emergency and Elective Lower Segment Caesarean Section (LSCS) are done as and when required. High risk pregnancies like Heart Disease, Severe Anaemia, other associated medical disorders have also delivered with close monitoring and strict supervision.

4. OPERATIVE SERVICES

Our operating theatre is located in Ground floor in common with other Surgical departments,. We have our routine OT on Wednesdays. Apart from LSCS, we are doing a lot other major

surgeries like total abdominal hysterectomy, cancer surgeries, tuboplasty, etc. Emergency laparotomy for ruptured ectopic pregnancies are also done. Laparoscopic surgeries are also carried out for example – laparoscopic ovarian drilling, diagnostic hystero-laparoscopy, laparoscopic tubal occlusion, laparoscopic ovarian cystectomy, total laparoscopic hysterectomy and also laparoscopy assisted vaginal hysterectomy. Family Planning Services like tubectomy are also being performed – both postpartum and interval. MTPs, D&E and D&C are the other minor operative procedures done.

ACADEMIC

The departmental academic activities are held regularly in Clinical Teaching – 2 room, located in the 2nd floor. It is a huge room with seating capacity of around 50 and highly sophisticated audiovisual aids. The academic programme consists of the following :-

1. **Post – graduate teaching programme.**

- Clinical bedside teaching rounds by Faculty – Everyday Monday to Saturday except Wednesday s (9 AM to 11 AM)
- Clinical Seminars by PG students followed by interactive session on every 2nd Saturday (3 to 5 PM).
- Case Presentation by PG students every 3rd Friday (3 to 5 PM).
- Journal Club by PG students every 4th Friday (3 to 5 PM).
- Statistics (monthly) presentation by SRDs every 1st Thursday (3 to 4 PM).

2. **Under – graduate teaching programme.**

- Clinical bedside teaching for 2009, 2010, 2011 & 2012 Batch every Monday to Saturday (10:00 AM to 1:00 PM).
- Theory lecture classes (each of 1 hour duration) :-
 - 3 classes per week & 3 classes per week on Problem Based Learning for 2009 Batch.
 - 3 classes per week for 2010 Batch.
 - 2 classes per week for 2011 Batch.

3. **B. Sc Nursing teaching programme.**

Theory lecture classes (each of 1 hour duration) every Wednesday from 3 PM to 4 PM.

Last but not the least, we are also actively participating in different CMEs and academics meetings of the Shillong Obstetrical and Gynaecological Society (SOGS) under FOGSI. Our Head of the Department and also the Dean of the Institute Prof. A.S.Singh is currently holding the prestigious post of President, SOGS.

RESEARCH ACTIVITIES

1. Pap Smear, Colposcopy and Human Papilloma Virus Test in abnormal cervixes: A Cross Sectional Study at NEIGRIHMS, Shillong, Meghalaya.
2. Role of admission test (NST + AFI + DOPPLER) in Predicting Perinatal Outcome.
3. Perinatal Outcome analysis in oligohydramnios after 32 weeks of gestation using clinic sonological evaluation.
4. Maternal & Perinatal Outcome in hypertensive disorders complicating pregnancy.
5. Fetal kidney length and transverse diameter of fetal heart measurement for estimation of gestational age in comparison to conventional parameters.
6. Evaluation of cervix by visual inspection with Acetic Acid (VIA) & Visual inspection with Lugol's Iodine (VILI) in comparison with pap smear.

Dr. A.S. Singh:

- a. The first person from North East who became the Member of the Institute Body of JIPMER, Puducherry.
- b. Became the Principal, Medical College, NEIGRIHMS, Shillong.
- c. Became the Member Secretary of the Institute Ethics Committee, NEIGRIHMS, Shillong.

CONFERENCES/ WORKSHOPS ATTENDED/ PAPER PRESENTED

- a. Attended the 19th National Conference of Indian Society for Assisted Reproduction at Ahmedabad from 14th – 16th Feb 2014 **(Dr. A.S. Singh)**
- b. Participated in the Annual Conference and Workshop on Recent Advances in Gynaecological Endoscopy from 3rd – 5th May 2013 at Bengaluru **(Dr. A.S. Singh)**
- c. Participated in the 2nd International Congress of the Society of Fetal Medicine 2013 from 30th August to 1st September 2013 in Hyderabad **(Dr. A.S. Singh)**
- d. Attended the XII Annual Conference of Association of Gynaecologic Oncologists of India at JIPMER, Pondicherry from 8th – 10th November 2013 **(Dr. A.S. Singh)**
- e. Participated in the Annual Conference and Workshop on Recent Advances in Gynaecological Endoscopy from 3rd – 5th May 2013 at Bengaluru **(Dr. A.S. Singh, Dr. S. Panda)**
- f. IFS (Indian Fertility Society) Conference, Fertilvision 2013 at New Delhi from the 5th - 7th December, 2013 **(Dr. S. Panda)**
- g. Attended the 1 month observer course on ART at R & R Hospital from the 17th November to the 18th December, 2013 **(Dr. S. Panda)**

- h. Participated as delegate in the Annual Scientific Conference of Shillong Obstetrics & Gynaecology Society on 23rd & 24th November 2013, held at Bethany Hospital, Shillong.
- i. Attended the Research Methodology and Biostatistics Workshop on 6th & 7th July 2013.

I. Dr. M. Agarwal: Lectures delivered as Faculty.

- a. Delivered a lecture on 'Trauma in Pregnancy' at East Zone Critical Care Conference (EZCCSON) 2013, held at NEIGRIHMS, Shillong from 19th – 22nd September 2013.
- b. Chaired a Session on "GDM: Screening, Diagnosis & Medical Nutrition Therapy in GDM – The next big challenge" presented by Dr, Navneet Magon in FOGSI Medical Disorder of pregnancy CME on 28th Feb 2014 in Bethany Hospital, Shillong.
- c. Interactive awareness talk "Doctor Sc Miliye on All India Radio, Shillong on 28th June 2013.
- d. Undertook short term training in Women's Health Initiative "Training Course in Minimally Invasive Gynaecology" organized by Department of Obstetrics & Gynaecology, AIIMS from 29th July to 3rd August 2013.

II. Dr. Nalini Sharma:

- a) Attended the Annual Scientific Conference of Shillong Obstetrics & Gynaecology Society on 23rd & 24th November 2013.
- b) Attended the Research Methodology and Biostatistics Workshop on 6th & 7th July 2013.

Publication In Obst. & Gynae Department

- Rajlaxmi Mundra, Ahanthem S Singh, Manika Agarwal, Rakesh Kumar. Utilization of antenatal care and its influence on foeto maternal outcome: a tertiary care experience. Int J Reprod Contracept Obstet Gynecol 2013; 2(4); 600-606.
- Agarwal M, Mishra J, Kumari P, Singh AS. Synchronus Occurrence of Two Primary Gynaecological Tumours. A Case Report. NEIGRIHMS Journal of Health and Medical Sciences 2013. Vol 5, Issue 1:51-53.
- Pegu Bhabani, N. Sharma, et al. Contraception – (Accepted) International journal of reproduction, contraception, obstetrics & gynaecology. June vol 3; issue 2.
- N. Sharma et al. Correlation of cytology, colposcopy and histopathology in symptomatic women for detection of preinvasive lesion and early cancer cervi. International Journal of Gynaecology and Obstetrics India 17 (January-February, 2014) 31-32.
- N. Sharma, Shullai W et al. Stevens Johnson syndrome in early pregnancy. International Journal of Gynaecology and Obstetrics India 17 (March- April, 2014) 138-139.

- N. Sharma et al. Reversible posterior leukoencephalopathy syndrome: A rare case of sudden vision loss in pregnancy. Nepat journal of Neurosciences. 10:37-39, 2013.
- N. Sharma, Shullai W et al. Mature teratoma of the ovary associated with contralateral huge mucinous cyst adenoma – A Case report (accepted) july-august issue 2014 Asian Journal of Obst gynae practice.
- Subrat Panda, Vandana Jha, Yookarin Khonglah, Biswajit Dey, Case Report, A Multivessel Umbilical cord with a Single umbilical Artery, Journal of Clinical and Diagnostic Research. 2013 Jul, Vol-7 (I: rufi-1454.
- Panda Subrat, Singh A Santa, Jha Vandana, The concepts and consequences of Early Ovarian Ageing: A Cavat to women's Health J Reprod Inferti I: 20 1 3; I 4(I) : 3-7
- Subrat Panda; M.D., Vandana Jha; M.D., Santa Singh; M.D. Role of combination of Mifepristone and Misoprostol Verses Misoprostol alone in Induction of Labour in Late Intrauterin Fetal Death: A Prospective study, Journal of Family and Reproductive Health Vol. 7, No.4, December 2013.
- Subrat Panda, Ananya Das, Ahanthem Singh, Star Pala Vaginal pH: A marker for menopause Journal of Mid-rife Health I Jan-Mar 2014/Vol 5/ Issue 1;
- ACCEPTED PUBLICATION:
 - Steroid cell tumour, a virilising tumor, Journal of cancer research and therapeutics, A Case Report. Ananya Das, Panda Subrat, Singh Santa.
 - Role of Sildenafil citrate in early FGR, A case report, Journal of reproduction and infertility. Subrat Panda, Ananya Das, A. Santa Singh, H. Md. Nowroz.
 - Review of Cesarean Section on Maternal Request in a Tertiary Care Institute; Scenario in Developing Country Kathmandu University Journal. Subrat Panda, Vandana Jha, A Santosh.

Departmental Guest Lecture

On 'Total Laparoscopic Hysterectomy' by Dr. Basil Trench Lyngdoh, Specialist & HOD Department of Obstetrics & Gynaecology, Klerksdorp Tshepong Hospital Complex, Joint Staff University of Witwaterstrand Johannesburg, South Africa on 26th October 2013 in the Department of Obstetrics & Gynaecology, NEIGRIHMS.



PICTURE: Laparoscopic Simulator inaugurated by Dr. Jagdish Prasad, Director General of Health Services in presence of Dr. A.G.Ahangar, Director, NEIGRIHMS and Prof. Sudha Prasad, HOD, Obstetrics & Gynaecology, MAMC.

DEPARTMENT OF PEDIATRICS

FACULTY

Post	Sanctioned	Current status	Name
Professor	1	1	Dr.J.N.Sharma, MD
Associate Professor	1	-	Vacant
Assistant Professor	2	2	Dr.Himesh Barman, MD Dr.Sourabh G.Duwahar, MD

Senior Resident Doctors : 4 (Four)

Junior Resident Doctors : 7 (Seven)

The Department of Pediatric Disciplines started in January 2005 at the Interim facility at Polo From then on the Department has grown from strength to strength and is currently offering the full range of Pediatric services and trying to fulfill the multi-pronged objectives as laid down in the bye-laws of the Institute. It has been providing advanced and specialized health care to children from 0-18 years of age, acting as a referral unit for the state of Meghalaya as well as other states of North East India, providing practical skills to the residents and staff nurses, providing graduate level training, various training programs at medical and para-medical levels, conducting research related to children as well as other health related topics.

Patient care services are currently the face of the department. The beneficiaries of these services are mostly the children of state of Meghalaya; many of them are referred from state hospitals for higher facility. However, there is a trend of increasing referral from other north eastern states like Nagaland, Arunachal Pradesh, Assam and other states. This is a healthy trend towards the department's objective of stepping up to a regional referral center of repute. The services run by the Department have shown a substantial rise the years of its existence. Trend of number of children utilizing various services of the department is depicted below. It is seen that the department has shown a steady growth over the years.

1. ACADEMICS:

The academic program of the Department consists of the following:

a) Post-Graduate teaching:

The postgraduate students of department of Obstetrics and Gynecology are posted in the department as a part of part of their post graduate curriculum. The faculty of the department acts as co guide to postgraduate thesis in carrying out their thesis work in allied areas.

A teaching program is organized for teaching of the post graduate of the Obs & Gynae department, non-PG Junior Residents as well as Senior Residents posted in the Department. Apart from conducting intra departmental teaching-learning activities (teaching rounds, seminars, journal club, case discussions) the

department also participates inter-departmental activities and institute grand round on every Saturday.

2. Under graduate teaching:

a) MBBS:

The department is carrying out MBBS teaching activities as per the curriculum.

b) BSc Nursing:

The Department actively participates in the teaching programme for the BSc Nursing 2nd year and 3rd year students in the subjects of Genetics

c) In - house staff training:

Formal and informal training in-house training programme of staff nurses are held time to time to increase participation of nurses in care taking improve the nursing quality.

3. PATIENT CARE SERVICES:

The patient care services offered by the Department consist of the following:

A. OPD Services:

1. **General OPD:** Monday through Saturday from 8.30 a.m. to 2 p.m.

2. **Special clinics:**

i. **Well baby clinic:** 6 days a week 9 am to 2 pm

This clinic takes care of immunization services of the department, also pay attention to minor ailments and parental concerns in children coming for immunization. Growth and development monitoring of otherwise normal children is also part of purpose of the clinic.

ii. **At risk follow up clinic:** 11 am to 2 pm on every Wednesday. Children who are at high risk of developmental problem like, NICU graduates, premature newborn etc are closely followed up in the clinic with aim of early stimulation, early diagnosis and early intervention in such children.

iii. **Pediatric nephrology clinic:** This clinic is run on Thursdays from 10 AM to 2 PM. All children with kidney diseases are followed up in this clinic.

B. **Emergency Services:** The majority of sick patients are received through the emergency Department which is attended round the clock. Children suffering from meningitis, malaria, respiratory failure, empyema, sick out born neonate, status epilepticus, and diarrhea with dehydration are the cases mostly dealt with in emergency.

- Number of children attended in Emergency: 1816

C. **In patient services:** This constitutes 24 hours coverage in the following areas:

- **General ward:** The department runs a 36 bedded general ward with 70-80% occupancy rate covering a wide range of diseases. The bed strength of the general ward was increased from 24 to 36 keeping in view the increased load of the department.
- **Pediatric Intensive Care Unit (PICU):** The PICU in NEIGRIHMS has been at the forefront of the patient care services of the department. Need of PICU care is a major cause of referral to the centre. This 13 bedded Unit is a state of the art Pediatric intensive care facility equipped with all necessary equipments. Procedures like Mechanical Ventilation, central venous catheter insertion, peritoneal dialysis, pericardial tapping, intensive monitoring etc. are part of PICU services. The relevant statistics for the year under reporting is as follows.

Number of Patient admitted: 816

Number of patient requiring mechanical ventilation: 152

% of PICU admission survived: 92.76%

Percentage of ventilated Patients survived: 61.18%

- **Neonatal Services:** The department runs a 6 bedded NICU. The unit takes care of premature babies, extremely low birth weight and very low birth weight, small for date babies, extreme prematurity, babies with respiratory distress, meconium aspiration syndrome, birth asphyxia, neonatal sepsis, hyperbilirubinemia, respiratory failure, neonatal cardiac emergencies etc. The unit is fully equipped to handle such babies which require special and intensive care. Procedures like Lumbar puncture, Mechanical ventilation, Phototherapy, Umbilical catheterization, Exchange Transfusion, Instillation of surfactant, CPAP, PICC line placement are part of neonatal services
Other aspects of neonatal services include
 1. Attending cesarean sections and other high risk vaginal deliveries and post natal care of normal babies
 2. High risk hearing screening program and ROP programme.
- **Overview of neonatal services:**
 - Total No. of Deliveries (live birth): 1116
 - Vaginal delivery 658
 - Emergency LSCS 458
 - Admissions to Neonatal ICU:
 - Inborn babies- 274
 - Out born babies = 83

- Expired:
Inborn: 08

Out born: 12
- Ventilated:
Inborn 17

Outborn: 29= 46
- Neonatal mortality at NEIGRIHMS- 7.2/1000 live birth
- Inborn Neonate mortality in NICU: 2.9%
- Outborn neonate mortality in NICU: 14.4%
- **Pediatric nephrology services:** Pediatric nephrology services in the institute are still in infancy but are growing. In the last year there were 110 admissions with kidney disease which accounted for approximately 6% of all admissions. Services like renal biopsy (with help of radiology), Hemodialysis (in common dialysis facility), Peritoneal dialysis, plasmapheresis, CAPD etc. are offered. The department runs a pediatric nephrology clinic on every Tuesdays. A total of 159 children with kidney disease are registered and under follow up of the clinic. It may be worth mentioning that no center in the region is offering organized pediatric nephrology services in the region.

Trend of Services offered by Department of Pediatrics from 2005-06 through 2013-14:

Year	13-14
Out-patient	16496
General ward admissions	1430
Number of critically sick patients admitted to PICU	816
Number of patients requiring mechanical ventilation	152
New born deliveries (live birth)	220
Immunizations	4163

* A peak of OPD attendance in 2008-09 was due to a meningococemia epidemic in the state.

RESEARCH PROJECTS RUN BY THE DEPARTMENT

The Department has tried to fulfill the mandate of the Institute by participating actively in various operational research projects by collaborating with various national and international research organizations. The department is participating in the preliminary

project work consisting of formulation of research protocols, its field testing and translation of the Neuro-development screening tools (research tools) to the local language.

Extramural projects:

1. Childhood Obesity : A multicentric study of its measurement and determinants

Source of funding: Indian council of Medical research (ICMR)

Central coordinating organization: INCLIN

Site Principal Investigator: Dr Himesh Barman

Piloting and Translation of the study tools has been done. Procurement of Minor equipments have been done and major equipments are in process. Permission from school authorities for inclusion of school has been taken and screening of children by setting up of school health clinic has been started.

Intramural projects:

1. Comparative evaluation of single or multiple blood specimens from central and peripheral lines in convention and BacT/ALERT blood culture system in a tertiary care hospital.

Principal Investigator: Dr. W.V. Lyngdoh

Co-Investigator: Dr. Himesh Barman

2. An attempt to formulate an Antibiotic policy in NEIGRIHMS – A pilot study

Principal Investigator: Dr. W.V. Lyngdoh

Co-Investigator: Dr. Sourabh Gohain Duwarah

1) Conferences/workshops attended and papers presented:

A) Dr Himesh Barman

- i. “Basic Course Workshop in Medical Education Technologies” attends as a participant from 13th to 15th March 2014 at the Regional Centre, King George’s Medical University, Lucknow, U.P.
- ii. Participated as a delegates in “ISN East Zone conference” on 24th November 2013 at Guwahati.
- iii. Participated as faculty in “20th East Zone Pedicon & 28th Assam State Pedicon 2013 from 16th to 17th November 2013 at Tezpur and presented on ‘Nutritional Status of School Children of Meghalaya’.
- iv. Participated in a focused scientific session on “Nephrotic syndrome” on 12th May 2013 at AIIMS, New Delhi

Paper presentations:**As Authors:**

- i. Nutritional status of school children of Meghalaya – presented in East Zone Pedicon at Tezpur Nov. 2013 (Dr. H. Barman).
- ii. Height independent GFR equation performs well against height dependent GFR equation in Indian children – presented in Indian society of Nephrology East Zone conference at Guwahati Nov. 2013 (Dr. H. Barman).
- iii. Nutritional status of children aged 0 – 60 months in NEIGRIHMS, Shillong, Meghalaya in the Annual Day of NEIGRIHMS, Shillong
- iv. Analysis of children with tubercular meningitis in the Annual Day of NEIGRIHMS, Shillong
- v. Juvenile Dermatomyositis – a case report in the Annual Day of NEIGRIHMS, Shillong

As Co Authors:

- i. A case of Dermatomyositis. Presented at Annual conference of Meghalaya IAP Dec 2013.
- ii. Nutritional status of under five children attending NEIGRIHMS Paediatric OPD presented at Annual conference of Meghalaya IAP Dec 2013
- iii. Clinical profile of tubercular meningitis and short term outcome. Presented at East Zone Pedicon at Tezpur Nov 2013
- iv. Clinical profile of tubercular meningitis in children. Presented at Annual conference of Meghalaya IAP Dec 2013.
- v. Nutritional status of school children of Meghalaya – presented in East Zone Pedicon at Tezpur Nov. 2013
- vi. Height independent GFR equation performs well against height dependent GFR equation in Indian children – presented in Indian society of Nephrology East Zone conference at Guwahati Nov. 2013
- vii. A case of Dermatomyositis. Presented at Annual conference of Meghalaya IAP Dec 2013.
- viii. Nutritional status of under five children attending NEIGRIHMS Paediatric OPD presented at Annual conference of Meghalaya IAP Dec 2013
- ix. Clinical profile of tubercular meningitis and short term outcome. Presented at East Zone Pedicon at Tezpur Nov 2013
- x. Clinical profile of tubercular meningitis in children. Presented at Annual conference of Meghalaya IAP Dec 2013

Seminars/conferences attended:**Dr. S. G. Duwarah:**

- i. RNTCP Modular Training attended as a participant from 20th January to 1st February 2014 at NTI, Bangalore

- ii. 15th Annual Conference of IAP Intensive Care Chapter attended as a participant from 22nd to 24th November 2013 at Mahaballeswar, Maharashtra
- iii. Participated as a delegates in “Zonal Task Force Workshop under RNTCP” Govt. of India 2013 from 24th to 25th October 2013 at Assam Medical College, Dibrugarh, Assam
- iv. Annual conference of Meghalaya IAP attended as a participant on December 2013 at Woodland Hospital, Shillong
- v. “Basic Course Workshop in Medical Education Technologies” attend as a participant from 4th to 6th April 2013 at the Regional Centre, King George’s Medical University, Lucknow, U.P.
- vi.

Dr. Ripan Debbarma

“20th East Zone Pedicon & 28th Assam State Pedicon 2013 from 16th to 17th November 2013 at Tezpur.

Seminers / Workshops / Events conducted:

- a. Organizing a Pediatrics Advanced Life Support Course (PALS) along with the Indian Academy of Pediatrics (IAP), Meghalaya State Branch on 18th & 19th May 2013 at NEIGRIHMS, Shillong
- b. Conducting 26th IAP Meghalaya Undergraduates quiz, local college round, at NEIGRIHMS on 26th June 2013 supported by IAP Meghalaya State Branch
- c. Conducting the Neonatal Resuscitation Training course for the BSc. Nursing students on the 23rd February 2014
- d. Holding the Neonatal Resuscitation Training programme for the Interns 2009 batch. The Basic Neonatal Care & Resuscitation Programme (BNCRP – I) is a certification course under the Indian Academy of Pediatrics on 2nd March 2014

2) Publications from the Department :

Books:

- 1. **Practical Pediatrics.** J.N. Sharma. Bhabani Books.Guwahati.2014

Articles in Journals:

- 1. Barman H, Duwara SG, Dass R. Dose elevation of Prednisolone overcomes pseudo resistance in Nephrotic child on antitubercular therapy – Accepted for publication in Saudi Journal of Kidney disease and transplantation
- 2. Barman H, Sirie R, Duwara SG. Effective ultrafiltration by acute peritoneal dialysis in diuretic resistant nephritic edema – Accepted for publication in Saudi Journal of Kidney disease and transplantation.
- 3. Barman H, Das BK. What constitutes positive urine analysis: does it matter? Pediatric Infectious disease. April 2014. Volume 5 (issue 2) page 114

4. Barman H, Duwarah SG, Shabong VR, Das BK. Patient load and service utilization pattern of children with renal diseases in a general Pediatric Department: An account of NEIGRIHMS experience. NEIGRIHMS journal of Health and Medical Science Volume 5 issue 1 2013 page 9.
5. Bisai S, Barman H, Duwarah SG. Obesity scenario in North Eastern States India. NEIGRIHMS Journal of Health and Medical Science Volume 5 issue 1 2013 page 9
6. Thalidomide in Tubercular meningitis-How effective is it. Published in the Journal of the Indian Academy of Pediatrics, Meghalaya State Branch.

DEPARTMENT OF PATHOLOGY

FACULTY

Post	Sanctioned	Current status	Name
Professor & Head	1	1	Dr.Vandana Raphael, MD, DNB
Associate Professor	2	2	Dr.Yookarin Khonglah, MD Dr.Jaya Mishra, MD
Assistant Professor	2	1	Dr.Mahender Kumar, MD

Senior Resident Doctors : 4 (Four)

Junior Resident (Academic) : 6 (Six)

Services given by the Department:

The department has service laboratories for Hematology, Clinical pathology, Histopathology, Cytopathology & Gynecologic pathology, Renal pathology and Immunopathology. In addition to the existing routine and specialized laboratories, a fully automated liquid based cytology, Neuropathology lab, Flow Cytometry Lab, Molecular Genetics Lab and Cytogenetics Lab were initiated during the year.

Annual statistics for Department of Pathology

	April 13 to March 2014
Total Patients (OP+IP+emergency)	83078
Total Tests (Hemat/Clinical Path)	519462
Histopathology	3123
Cytopathology	2410
Bone Marrow	109
Autopsy	11

Teaching activities of the Department:

MD Pathology: The number of Post-graduate seats were increased to 3 from this years.

MBBS : Four batches of MBBS students have so far passed out from Pathology. A total 16 (32%) students passed out with distinction in the year 2013-14

ACADEMIC ACTIVITIES:

Scientific Publications

International:

1. Thakur B K, Verma S **Raphael V.** Verrucous carcinoma developing in a long standing case of ulcerative lichen planus of sole. A rare case report. Journal of European academy of dermatology & Venerology. 2014(Pubmed indexed)
2. Thakur B K, Verma S **Raphael V.** Khonglah Y. Extensive tonsure pattern trichotillomania-trichoscopy and histopathology aid to the diagnosis. International journal of trichology.(Pubmed indexed)
3. Thakur B, Thakur S, Mishra J et.al . Eccrine Angiomatous Hamartoma. J of European Academy of Dermat & vernerol.

4. Thakur B, Thakur S, Mishra J et.al. Lichenoid drug reaction to isoniazid presenting as exfoliative dermatitis in a patient with AIDS. Int J of STD & AID.S

National:

1. **Dey B, Raphael V**, Khonglah Y, Lynrah KG. Immunohistochemical Analysis of p53 and pRb in Esophageal Squamous cell Carcinoma. J of Clin Diag Research. 2014; 8(5):1-4 (Pubmed Indexed)
2. Ralte S, **Raphael V**, Bhattacharyya A. Histomorphology of trabeculated urinary bladder- A cadaveric report. Journal of anatomical society of India. 2014 (Elsevier)
3. Das N, **Raphael V**, Khonglah Y, Mishra J, Sangma KA “Cutaneous Chromoblastomycosis: Clinicopathological Correlation in Nine cases” in NEIGRIHMS Journal of Medical and Health Sciences Vol 5 issue 1, 2013.
4. Panda S, Jha V, Khonglah Y, Dey B. A multivessel umbilical cord with a single umbilical artery. J of CI & diagnostic research 2013

Abstracts published in Journals

1. Khonglah Y, **Raphael V**, Das N, Singh A.S. Prevalence of Hemoglobinopathies in the newborn. A study on cord blood by HPLC. Thalassemia Reports 2013;3(s2)4 (Indexed)

Papers under review/press)

1. Athar R, Khonglah Y, **Raphael V**, Pal A, Lynrah K.G. Clinico-hematologic and biochemical profile of Dimorphic anemia with bone marrow study.(Under review)
2. Jitani A, **Raphael V**, Mishra J, Shunyu NB, Khonglah Y. HPV and p16 expression in Oral carcinoma (under review)
3. Das N, **Raphael V**, Khonglah Y, Singh A. Cord blood screening of Hemoglobinopathies.(under review)

Papers authored/co-authored by Faculty for presentation in National Conferences:

NERCON 2013, 28th -29th September

1. Analysis of HPV 16/18 DNA and its correlation with p16 in oral cavity squamous cells carcinoma in North Eastern India- Dr. Ankit Jitani,
2. Spectrum of glomerular diseases at NEIGRIHMS; study by Light and immunofluorescence microscopy- Dr. Radhika Lakhota
3. Cytomegalovirus esophagitis: A report of two cases – Dr. Evarisalin Marbaniang, SRD
4. Cutaneous Chromoblastomycosis: A case series- Dr. Nabanita Das, SRD
5. Papillary cystadenocarcinoma of salivary gland; A diagnostic pitfall on small biopsies :- Dr. Zachariah Chowdhury, SRD

6. Analysis of Epstein Barr Virus encoded RNA (EBER) expression in Nasopharyngeal carcinoma by CISH technique- Dr. AnjanSaikia , JRD
7. Antenatal screening for Hemoglobinopathies with HPLC- Dr. Naushad Shah, JRD
8. Odontogenic myxoma of maxilla: A case report – Dr. Bidyut Gogoi, JRD
9. Parietal cell variant of gastric adenocarcinoma: A case report- Dr. Ekta Jajodia, JRD
10. Ms Amelia JRF presented Poster on Study of HPV in oral cancers at BBCL, Guwahati
11. Ms Melinda JRF presented Poster on study of EBV in Nasopharyngeal carcinoma at BBCL, Guwahati.

Paper presented in NEIGRIHMS Annual day:

1. Dr. Nabanita Das presented Oral presentation titled “Association of BRCA 1 protein expression in sporadic Breast Carcinoma and its clinical significance” at Annual Institute Day of NEIGRIHMS on 5th March 2014.
2. Dr. Ankit Jitani - Analysis of HPV 16/18 DNA and its correlation with p16 in oral cavity squamous cells carcinoma in North Eastern India
3. Dr. Radhika Lakhotia - Spectrum of glomerular diseases at NEIGRIHMS; study by Light and immunofluorescence microscopy
4. Dr. Abdul Wahid Ayubi presented oral presentation titled ‘Histopathological study of Bone tumours’ conducted at D.Y.Patil Medical College and Hospital, Kolhapur, Maharashtra at Annual Institute Day of NEIGRIHMS on 5th March 2014

Paper presented by faculty:

1. Dr Y .Khonglah presented paper titled “Prevalence of hemoglobinopathies in the newborn: a study on cord blood by HPLC” at the National Conference on Hemoglobinopathies in St.John’s National academy of Health Sciences, Bengaluru held from 17-18th May 2013
2. Dr J.Mishra presented Interesting cases in the North East at the NERCON 2013 held at NEIGRIHMS, Shillong held from 28-29th September 2013.

Title of on-going projects:

1. Antenatal screening for hemoglobinopathies. Funded by DBT
2. Study on prevalence of EBV in nasopharyngeal carcinoma. Funded by DBT.
3. CAB Component of DLHS-4. under MOH&FW, GOI)
4. Red blood cell antigen typing among the indigenous population of Meghalaya. (twinning projects under DBT)
5. DBT project for infrastructure creation for R& D Lab in Medical Biotechnology
6. Immunohistochemical analysis of selective biomarkers in cancers of prostate. Institutional Project
7. HPV in atypical cervical pap smears- Institutional Project.

8. EGFR expression in Head and neck squamous cell carcinoma-In collaboration with Civil Hospital, Shillong
9. A hospital based study of stroke in a tertiary care centre (NEIGRIHMS) and the study of anti-platelet effect of Aspirin in patients with ischemic stroke– funded by ICMR
10. Mean signal intensity curve analysis in brain tumors by dynamic susceptibility contrast MR perfusion imaging– funded by DBT
11. A study on Helicobacter Pylori infection in patients with calculous cholecystitis - Funded by DBT
12. Liquipap based screening for oral cancers funded by DBT
13. CD 4/8 count in alcoholic liver disease funded by DBT
14. VILI screening in correlation with Pap smear funded by DBT.
15. Expression of GP-30 protein in breast cancers under twinning project with IIT Guwahati & NIRRH Mumbai.(Approved in principle by DBT and approved by IEC)

Title of completed projects:

1. Study of glomerular diseases at NEIGRIHMS by light and immunofluorescence microscopy funded by DBT.
2. Study on prevalence of HPV and p16 expression in squamous cell carcinoma of the oral cavity funded by DBT.
3. CAB Component of DLHS-4. Co PI under MOH&FW,GOI).
4. HPV in atypical cervical pap smears
5. Expression of BRCA in carcinoma breast.

Conferences and CMEs attended:

1. Dr Y.Khonglah attended National Conference on Hemoglobinopathies in St. John's National academy of Health Sciences, Bengaluru on 17 & 18th May 2013
2. Dr Y.Khonglah attended 1 month training on genetic analysis of hemoglobinopathies in the National Institute of Immunohematology(ICMR) in Mumbai in June 2013 under DBT project for development of infrastructure and manpower
3. Dr Y.Khonglah was nominated from the Institute to attend Basic Course Workshop in Medical Education Technologies held during 4 & 6th April,2013 at King George Medical University, Lucknow
4. Dr Y.Khonglah and Dr.J.Mishra attended workshop on “How to practice Evidence based Child Health” held at NEIGRIHMS on 4 & 5th November 2013
5. Dr Jaya Mishra attended 1 month training on Flow Cytometry at Tata Memorial Hospital in January 2014 under DBT project
6. Dr V Raphael Chaired a session in scientific paper presentation at NERCON 2013 held at NEIGRIHMS.
7. Dr V.Raphael attended evidence based medicine held by PGIMER at NEIGRIHMS.

8. Dr V Raphael attended Research Methodology workshop at NEIGRIHMS (sponsored by DBT)
9. Dr V Raphael attended Molecular genetics workshop at NEIGRIHMS (sponsored by DBT)
10. Dr V Raphael attended CME with 3rd ISHBT National Haematology Quiz for Postgraduates(NE States level round) as part of HAEMATOCON 2013.
11. Dr V. Raphael attended 2 weeks training In Molecular Pathology from July 16th to 30th July 2014 at Tata Memorial Hospital, Mumbai (sponsored by DBT, GOI)
12. Dr V. Raphael Attended and Chaired a session in CME on Molecular diagnosis of Head & Neck Cancer at BBCI, Guwahati.

Awards won by our postgraduates and senior residents:

1. Poster presentation titled “Analysis of HPV 16/18 DNA in oral cavity squamous cell carcinoma in North Eastern India **at 4th international conference of stem cell and cancer at Mumbai and won 2nd prize.**
2. Oral presentation titled “Analysis of HPV 16/18 DNA and its correlation with p16 gene expression in oral cavity squamous cell carcinoma in North Eastern India **at Annual Day of NEIGRIHMS on 5th March 2014 and won 3rd prize**
3. Analysis of HPV 16/18 DNA and its correlation with p16 in oral cavity squamous cells carcinoma in North Eastern India- Dr. Ankit Jitani, **at NERCON2013 held at NEIGRIHMS and won 1st prize.**
4. Spectrum of glomerular diseases at NEIGRIHMS; study by Light and immunofluorescence microscopy- Dr. Radhika Lakhotia **at NERCON 2013 held in NEIGRIHMS and won 3rd prize.**
5. Dr Radhika Lakhotia was awarded the International Society of Nephrology certificate of completion by the ISN-ANIO clinical Nephropathology certificate programme , Oct 19, 2012 – Nov 19, 2013.

Conferences and CMEs attended by the postgraduate students:

1. 3rd ISHBT National Hematology Quiz for post graduate State level held on 17th August 2013 at NEIGRIHMS,
2. 3rd ISHBT National Hematology Quiz for post graduate Zonal level held on 30th August 2013 at Kolkata,
3. 3rd Annual North Eastern Regional level workshop on “Basic quality aspect of blood grouping & cross matching” organized by Dept. of Blood Bank NEIGRIHMS, Shillong on 6th September 2013,
4. Molecular Genetics workshop held from 22-24th November 2013 at NEIGRIHMS, Shillong,
5. Workshop on “How to practice Evidence based Child Health” held at NEIGRIHMS on 4-5th November 2013,

6. Pre-conference workshop and NERCON 2013 , 27-29th September 2013 at NEIGRIHMS ,
7. CME on Renal biopsy interpretation on 9-10th March 2013 at SGPGI, Lucknow,
8. **4th international conference of stem cell and cancer” held at Mumbai** ,
9. ISN-ANIO Clinical Nephropathology certificate Program Oct 2012 – Nov 2013,
10. Research methodology & Biostatistics Workshop held on 6-7th July 2013 at NEIGRIHMS – sponsored by DBT.

Conference and Workshop conducted by Department:


1. Conducted NERC-IAPM Conference with a one day pre-conference workshop at NEIGRIHMS from 27-29th September 2013.
2. Conducted Molecular Genetics workshop held from 22-24th November 2013 at NEIGRIHMS, Shillong
3. Conducted CME cum 3rd ISHBT National Haematology Quiz for Postgraduates(NE States level round) as part of HAEMATOCON 2013
4. Organized Workshop on research methodologies sponsored by DBT.

Extramural Training for technical staff:

1. Mr. Chandan Baruah and Ms Ibansaralin Pyrtuh attended a training course in Flow cytometry Basics from 10-12th June 2013 at BD_JH FACS Academy, New Delhi
2. Ms. Donna Wankhar attended a Short term training programme on Recent techniques in Infectious disease diagnosis for Mid career Doctors/Scientists of North East region of India held from 29th April – 9th May 2013 at AIIMS ,New Delhi
3. Mr Biraj Bhuyan attended a Hands on workshop on DNA Diagnostics from 28th – 30th November organized by Department of Medical Genetics at SGPGI,Lucknow

Corporate activities : In addition to the patient care service, teaching and research, the faculty were also actively involved in various committees and other corporate activities as and when assigned to them by the Director.

Tissue culture lab



Molecular lab Pathology



DEPARTMENT OF PHYSIOLOGY

FACULTY

Post	Sanctioned	Current status	Name
Professor & Head	1	-	Vacant
Associate Professor	1	1	Dr.Rituparna Barooah
Assistant Professor	1	1	Dr.John A.Lyngdoh

Senior Resident : 2 (Two)

Junior Resident : 1 (One)

- Professor Dr. Asima Bhattacharyya, HOD Anatomy, was appointed as HOD Physiology on additional Charge from 27th September 2013 vide letter no.NEIGR Estt-1/341/2008/Vol-II

INFRASTRUCTURE:

The department of Physiology houses the following lab as per MCI guidelines:

1. Hematology laboratory with capacity of 35 students
2. human Laboratory--- capacity 25
3. Clinical Laboratory ---- capacity 25
4. Amphibian laboratory--- capacity 25
5. Mammalian laboratory
6. Research laboratory

ACADEMICS:

Classes in Physiology for the sixth batch of MBBS comprising of fifty students was initiated from 1st September 2013.

1. Total classes (Till 31.march.14)
 1. Theory : 268 hours
 2. Practical : 68 hours
 3. Seminar : 2 hours
 4. Class test :8 hours

EXAMINATIONS:

- 2nd internal examination 2012-13 held in May 2013
- 1st professional MBBS examination held in June and July 2013.

- 1st professional MBBS examination (supplementary) held in September 2013.
- 1st internal examination 2013-14 held in December 2013.

TEACHING MODES:

1. Students research project
2. Weekly assignment
3. Self assessment of bimonthly objective test.
4. Weekly group discussion and tutorial.
5. Peer mentoring.
6. Bimonthly undergraduate seminars
7. Didactic lectures with powerpoint presentations
8. Exposure to relevant clinical conditions
9. In the process of forming google group for online interaction and continuous medical education

PROJECTS:

- ICMR – age related autonomic changes in the elderly in east khasi hills (detailed proposal submitted)
- Baroreflex sensitivity in etiology of essential hypertension and lifestyle disorders in Meghalaya
- Introduction of short term research projects in basic sciences during 1st yr MBBS-impact and outcome(accepted by FAIMER)
- Role of Integrated Yoga in Diabetes Mellitus

Attendance in conference/workshops/fellowship/others:

1. National Conference in Health Professions Education (NCHPE) Conference in Mumbai on medical education from 24rd -28th Aug 2013 by Dr. Rituparna Barooah presented paper on “Early clinical exposure in Physiology in 1st year MBBS”.
2. Attended workshops on:
 - Team Building Skills held on 25th September 2013.
 - Inter professional education held on 25th September 2013.

In Mumbai GS Seth Medical colleges:

- Giving Feedback and Reflective practices held on 24th September 2013.
3. Workshop on Basic Quality Aspects of Blood Grouping and Cross Matching organized by the department of Blood bank, NEIGRIHMS on the 6th Sept 2013.
4. Research Methodology and Biostatics workshop held on 6th-7th July 2013 at NEIGRIHMS.
5. FAIMER contact program for FAIMER fellowship at Coimbatore PSG on 6th – 12th April. 2013.

DEPARTMENT OF PHARMACOLOGY

FACULTY:

Post	Capacity	Current status	Name
Professor	1	1	Dr. Chayna Sarkar
Associate Professor	1	1	Dr. Dhriti Kr. Brahma
Assistant Professor	1	1	Dr. Julie B. Wahlang

Senior Residents : 2 (Two)

Other Staff:

Pharmacist : 2 (two)

Office Assistant : 1 (one)

Lab. Attendant : 2 (two)

Cleaner : 1 (one)

The department is housed temporarily at the 2nd Floor of the Faculty Block (near Director's Block). The objective of the department is to impart undergraduate and postgraduate level training. In addition to that, it also aims at providing practical job oriented skills to Residents and other medical & paramedical staff. It also aims at acting as the nodal centre of Govt. of India in the field of drugs and drug related studies, research and training Programmes for the state of Meghalaya and other Northeastern states. The department aims at contributing fully towards fulfillment of all the aspects of the multi-pronged aims and objectives of the Institute.

INFRASTRUCTURE:

1. There are 2 (two) nos. of student's laboratories, one laboratory is for Clinical Pharmacy purpose and the other one is Experimental Laboratory.
2. There is a museum consisting of separate parts depicting the history of medicine and also the locally available various traditional medicines and medicines of various plant sources. Presently it contains about 100 nos. of specimens including charts, models, photographs/portraits etc.
3. The department has modern pharmacology equipments and instruments required for UG and PG teaching and some of the instruments are under the process of procurement for total fulfillment of MCI guidelines.
4. Department has a library facility having textbooks and reference books mainly related to the subject of Pharmacology and Pharmaceutics. Some more books are under the process of procurement.
5. Department has a demonstration room having capacity to fit 30 – 40 students equipped with modern teaching audiovisual aids and computers.
6. The Institute has a central animal house facility managed by the department of Pharmacology with rodents and non-rodents being housed for academic purposes.

ACADEMIC ACTIVITIES:

1. The department is presently imparting training to the 2nd year MBBS students both theory and practical.

Total theory and tutorial during the period : 151 Hrs. (April to July – 1 batch and Aug to Nov. – 2 Batches)

Total Practical and Demonstration Classes : 232 Hrs. (April to July – 1 batch and Aug to Nov. – 2 Batches)

2. The department is also imparting training to the 2nd year B.Sc. Nursing students of the college of Nursing. It takes 2 (two) nos. of theory classes per week by faculty and/or resident doctors of the department.
3. The department uses software and audiovisual aids, computer simulation software (CAL) of different animal experiments and animations for teaching purposes.

The Department also takes part and presents different topics in the Clinical Grand Rounds (CGR) of the Institution.

The Department is holding monthly seminars on the 2nd Saturdays of every month presented by Resident Doctors and Faculty on various topics of Pharmacology.

EXAMINATIONS:

Internal Examinations conducted: 3 (Three) including theory, practical and viva University 2nd Professional Examinations held: 3rd week of December 2013 and supplementary examination in March 2014.

In addition to that regular class tests, tutorial, integrated teaching on theory and practical were conducted for MBBS students and also for B.Sc. Nursing students.

CLINICAL ACTIVITIES:

The department is also engaged in “Pharmacovigilance” activities and it is encouraging spontaneous Adverse Drug Reaction (ADR) reporting system in NEIGRIHMS. The ADR reporting form is made available in all the OPDs and Wards of the hospital. Reported ADR cases from the Institute are visited and confirmed by the faculty/residents of the department. It is also encouraging and coordinating the spontaneous ADR reporting by medical professionals of different hospitals of Shillong. It has also placed its demand for a National Pharmacovigilance Centre in the Institute under National Pharmacovigilance Programme.

CONFERENCE, SEMINARS, WORKSHOPS AND CMEs:

1. 46th annual conference of Indian Pharmacological Society NIMHANS, Bangalore, 16th to 18th December 2013- attended by Dr. D. K. Brahma (Associate Professor) and Dr M. D. Marak (SRD). Dr. D. K. Brahma was selected as Judge of Poster presentation in one session on 17th December.
2. Workshop on “How to practice Evidence Based Child Health”, held from 15th to 17th April 2013 at NEIGRIHMS was attended by Lalromawii (SRD).
3. Workshop on “How to practice Evidence Based Child Health”, held from 30th January to 1st February 2013 at NEIGRIHMS was attended by Dr. Julie B. Wahlang (Assistant Professor) and Dr. Joonmoni Lahon (SRD).
4. Workshop on “Good Clinical Practice”, organized by CDSA from 28th to 29th March 2013 at NEIGRIHMS was attended by Dr. Julie B. Wahlang (Assistant Professor), Dr. Joonmoni Lahon (SRD) and Dr. Lalromawii (SRD)

PUBLICATIONS:

Indexed Journals:

1. Brahma DK, Wahlang JB, Marak MD, Ch. Sangma M. Adverse drug reactions in the elderly. J Pharmacol Pharmacother [serial online] 2013 [cited 2013 Apr 22];4:91-4. Available from: <http://www.jpharmacol.com/text.asp?2013/4/2/91/110872>.
2. H. Bhattacharyya, D.K. Brahma, S. Pala, J.B. Wahlang , M.D. Marak. Fundamentals of randomized controlled trials. *The Internet Journal of Pharmacology*. 2013;Volume 11 Issue 1.
3. Marak MD, Wahlang JB, Lalromawii, Brahma DK. A NOVEL SODIUM GLUCOSE CO-TRANSPORTER 2 (SGLT) INHIBITOR CANAGLIFLOGIN. WORLD JOURNAL OF PHARMACY AND PHARMACEUTICAL SCIENCES. Volume 2, Issue 4(1681-1687).
4. Singh LS, Sing NS, Devi AN, Brahma DK. Antidiabetic Effects of Lagerstroemia Speciosa in Type 2 Diabetic Rats. Indian Medical Journal 2013 (Annexure); 107(6):340(A)-342(A).
5. Marak MD, Subhalaxmi A, Bharati RK, Wahlang JB, Brahma DK. Studies on the anti-inflammatory effects of *Plantago erosa* Wall. extracts in Rats. International Journal of Pharmacy and Pharmaceutical Sciences. 2013;6(4).
6. Lalromawii, Devi AS, Meetei UD, Devi RKB. Evaluation of Portulaca oleracea Linn. for hypoglycaemic effect. International Journal of Pharmaceutical Sciences and Research. 2014;5(5): 1-6
7. Das B, Sarkar C, Schachter J. Oritavancin – A new semisynthetic lipoglycopeptide agent to tackle the challenge of resistant gram positive pathogens. Pak J Pharm Sci, 2013 Sep; 26 (5): 1045-1055 under review.

NEIGRIHMS Journal:

1. Lalromawii, Brahma DK, Marak MD. Generic Medicines. NEIGRIHMS Journal of Medical & Health Sciences. 2013;5(1):29-31. (Short Communications)

DEPARTMENT OF PSYCHIATRY

FACULTY:

Post	Capacity	Current status	Name
Professor	1	-	Vacant
Assistant Professor	1	1	Dr.Arvind Nongpiur, MD, DPM

Senior Residents : 1 (One)

HOSPITAL SERVICES:

OPD and Indoor Psychiatry Service:

The department of Psychiatry runs OPD for 6 days a week from Monday to Saturday.

Patients requiring psychiatric inpatient care are admitted in the General Medical ward. All psychiatric referrals from indoor wards are seen bedside in respective wards. The following is the distribution of total patients reviewed in the psychiatry department during the period 1st Apr 2013- 30th September 2013

Total new patients : 340
Total Referral patients : 971
Total follow up patients : 1867

ACAMEDICS:

The Faculty and Senior Resident of the Department are actively engaged in teaching Under Graduate MBBS students. In addition the Department is also involved in teaching programmes of the B.Sc. Nursing students of College of Nursing. The Department conducts regular ward discussions and seminars. The faculty of the Department is invited by other organizations for training and awareness on Mental Health.

SPECIAL CLINICS:

With the approval of the Director, two special clinics were started from August 2013 as follows:-

Drug De-addiction Clinic - Every Wednesday

Child Guidance Clinic - Every Saturday

OTHER ACTIVITIES

World Mental Health (WMH) Day: World Mental Health Day 2013 was observed on 10th October 2013 and the theme of this year was: "Mental health and Older adults"

The department organized an awareness program in the clinical teaching room I. It was well attended by faculty members, resident doctors, students and Staff from various departments of the hospital.

A poster competition was held for the Resident doctors, PG students, MBBS and nursing students of the institute. The winners were awarded prizes and certificates were given to all the participants.

Ongoing Research activities:

1. Suicide attempters and Deliberate Self Harm (DSH): A hospital based study
2. Help seeking and perceived stigma amongst patients attending psychiatry outpatient services.
3. A comparative study of the CAM-ICU, the NEECHAM confusion scale and the ICDSC for the assessment of delirium in the ICU (MD thesis, Dept. of Anaesthesiology with Dr. S. S. Tesia as Co-guide)

Research activities pending IEC approval:

1. Psychiatric Complications in Chronic Kidney Disease (CKD) Patients In North East India: An Exploratory Study
2. Long term cognitive effects of delirium in the ICU: A prospective study

Workshop and Conferences:

1. Participated in a Radio Programme 'Doctor se miliye' at All India radio/Doordarshan Kendra Shillong on the 26th April-13 (**Dr. Arvind Nongpiur**)
2. "Opioid Substitution Therapy (OST)" training, conducted by National Drug Dependence Treatment Centre (NDDTC), AIIMS, New Delhi 12-14 August 2013 (**Dr. Arvind Nongpiur**)

3. Training on Co-morbidity and Standard Operating Procedures on Abscess and Overdose Management for Doctors and Nurses of IDU TI NGOs under Meghalaya and Assam SACS” held at Guwahati, by RTTC (Regional Technical Training Centre) held in August 2013 **(Dr. Arvind Nongpiur)**
4. Conducted ‘Training Workshop on Critical Care Nursing Fellowship’ on Confusion Assessment Method in the ICU (CAM ICU), at NERCCCON 21st and 22nd September 2013, NEIGRIHMS **(Dr. Arvind Nongpiur, Dr. (Mrs.) Sonali Shinde Tesia)**
5. Chaired a Scientific session at the XX National Conference of Indian Association for Social Psychiatry (NCIASP 2013) on the 8th to 10th November 2013, Kolkata.
6. “Panel Discussion” conducted by Rashtriya Madhyamik Siksha Abhijan (RMSA), Education Department on 14th December 2013 at State Central Library.
7. Delivered a talk on 21st January, 2014 in Atomic Minerals Directorate for Exploration & Research (NER), Nongmynsong, Shillong on the topic “Alcoholism: Effect, Prevention & Cure”.
8. Profile of Suicide Attempters attending Tertiary care hospital in Meghalaya. Paper presentation at ANCIPS (Annual National Conference of Indian Psychiatric Society) 2014 at Pune.
9. “Program On Community Mental Health Services” conducted by SAN-KER Charitable Trust on 7th February 2014 at Mairang, West Khasi Hills District.
10. Presented a paper on ‘Profile of suicide attempters attending a tertiary care hospital in Meghalaya’ at the Annual National Conference of the Indian Psychiatric Society (ANCIPS), held at Pune, Maharashtra on 16th to 19th January 2014 **(Dr. (Mrs.) Sonali Shinde Tesia)**
11. Attended the Conference the ARDSICON (Alzheimer’s and Related Disorders Society of India) held at Guwahati on the 29th and 30th November 2013 **(Dr. (Mrs.) Sonali Shinde Tesia)**
12. Participated as resource person in a training conducted by RTTC, NEIGRIHMS at Naharlagun, Arunachal Pradesh, held on November 2013 **(Dr. (Mrs.) Sonali Shinde Tesia)**

Statistics for the year 2013- 2014

(April 2013 – March 2014)

New patients total (M+F)	New Referrals total (M+F)	Follow Up Patients total (M+F)
340(206+134)	971(539+432)	1867(894+973)

Special clinics: September 2013 to March 2014.

Drug De-addiction Clinic-50 (Male 49: Female 1)

Child Guidance Clinic- 253 (Male 111: Female 142)

A. Research Project:

1) Suicide attempters and Deliberate Self Harm (DSH): A hospital based study.

Principal Investigator: Dr. Arvind Nongpiur, Assistant Professor, Psychiatry

Co.Investigator: Dr Sonali Shinde Tesia, Senior Resident, Department of Psychiatry

2) Help seeking and perceived stigma amongst patients attending psychiatry outpatient services.

Principal Investigator: Dr. Arvind Nongpiur, Assistant Professor, Psychiatry

Co.Investigator: Dr Sonali Shinde Tesia, Senior Resident, Department of Psychiatry

3) Psychiatric Complications in Chronic Kidney Disease (CKD) Patients In North East India: An Exploratory Study

Principal Investigator: Dr. Arvind Nongpiur, Assistant Professor, Psychiatry

Co.Investigator: Dr. Monalisa Lyngdoh, Assistant Professor, GeneralMedicine

4) Long term cognitive effects of delirium in the ICU: A prospective study

Principal Investigator: Dr Prithwis Bhattacharyya, Professor & HOD, Department of Anaesthesiology

Co.Investigator: Dr. Arvind Nongpiur, Assistant Professor, Psychiatry

Events: World Mental Health (WMH) Day: World Mental Health Day 2013 was observed on 10th October 2013 and the theme of this year was: "Mental health and Older adults"

The department organized an awareness program in the clinical teaching room I. It was well attended by faculty members, resident doctors, students and Staff from various departments of the hospital.

A poster competition was held for the Resident doctors, PG students, MBBS and nursing students of the institute. The winners were awarded prizes and certificates were given to all the participants.

DEPARTMENT OF RADIOLOGY & IMAGING

FACULTY:

Post	Capacity	Current status	Name
Professor & Head	1	1	Dr C Daniala DMRD, MD
Associate Professor	2	1	Dr Akash Handique MD, PDCC
Assistant Professor	3	2	Dr. Pranjal Phukan MD, DM Dr. Baphiralyne Wankhar, MD

Post Graduate MD Radiodiagnosis was started with 2nos. of PG intake.

Junior Residents (MD Radiodiagnosis) - 2 (Two)

Radiographers : 11

Dark Room Assistants : 04

Nursing Staffs : 04

- Six Staffs has been promoted from the post of Radiographers to the Post of Senior X-Ray Technicians

Installation & Commissioning of 128 slice CT Scanner on 24th September 2013 (Somatom Definition As+, Siemens Germany)

Dr. C. Daniala, Professor & HOD

His area of interest includes:

- General Radiology, Radiology Informatics, Abdomen & Body Imaging, Genito Urinary Imaging, Cardiac & Neuro Imaging.
- He is actively involved in academics and has participated in various regional and national conferences, these includes:-
 1. Attended 16th Annual Conference of Indian Society of Neuroradiology held at NIMHANS, Bangalore on 26th – 29th September 2013 as Faculty.

2. Attended East zone critical care conference (EZCCON) organized by the Department of Anesthesiology, NEIGRIHMS, held at NEIGRIHMS, Shillong on 19th – 22nd September 2013.

Membership of scientific bodies:

1. Joint Secretary, Indian Society of Neuroradiology.
2. Life Member, Indian Radiological Imaging Association.

Dr. Akash Handique MD, PDCC (Neuroradiology), Associate Professor

His area of interest and work includes:

- Neuro-imaging and Neuro-endovascular Interventions, Peripheral vascular & non-vascular interventions, musculoskeletal radiology, Pediatric radiology.
 - He has participated and presented at various regional, national & International Workshops, Seminars & Conferences, these includes:-
1. Delivered invited Guest Lecture “Bio-materials in Interventional Radiology Engineering a Micro-invasive cure” held at Department of Mechanical Engineering IIT Guwahati on 5th April 2013.
 2. Attended 10th Neurointervention Complications meeting (monsoon meeting) at Goa on 29th August 2013 to 1st September 2013.
 3. Delivered invited Guest Lecture at East zone critical care conference (EZCCON) organized by the Department of Anesthesiology, NEIGRIHMS, held at NEIGRIHMS, Shillong on 19th – 22nd September 2013 titled “Imaging in ICU for the Intensivist”.
 4. Attended XI Annual Conference of the North East Indian Association of Paediatric Surgeons at GNRC Guwahati on 25.1.2014. Presenting a lecture on “Antenatal Imaging of NTD – Pitfall and issues in view of PNDT Act”.
 5. Attended 7 hour accredited CME on Stroke and Advanced Neurovascular Intervention at Institute of Neurosciences, Kolkata on 1st & 2nd March 2014.
 6. Delivered 2days Guest Lectures in Neuroradiology for MD/DNB students of Psychiatry at LGBRIMH, Tezpur on 7th & 8th March 2014.
 7. Delivered invited Guest Lecture and conducted hands on workshop on “Basics of MRI Physics and Functional Imaging” for workshop on “Advances in computational neuroscience (ACNE-14)” conducted by Department of Biomedical Engineering, North-Eastern Hill University Shillong on 24th to 29th March 2014.

Membership of scientific bodies:

1. Life Member, Indian Society of Neuroradiology
2. Life Member, Indian Society of Vascular & Interventional Radiology
3. Life Member, Indian Radiological Imaging Association.

Dr. Pranjal Phukan, MD, DM (Neuroradiology), Assistant Professor

His area of interest and work includes:

1. Area of interest:-
 - a. Advanced Neuroimaging
 - b. Interventional Neuroradiology
 - c. Peripheral vascular interventions
 - d. Non vascular interventions
2. Conference Attended:
 - a. Real time ultrasound guided renal biopsy done by radiologist, East zone nephrology association annual conference on December 2013.
 - b. Attended ISVIR Registry meet 2013 at Goa, on 27th & 28th July 2013 presented Retroperitoneal Hematoma as complication of successful venous stenting of Budd chiari syndrome.
 - c. ISNR 2013, Bangalore on 26th – 29th September 2013 presented “Endovascular parent artery occlusion for intracranial aneurysm”
 - d. Attended IRIA, Assam branch 2014 annual conference and presented paper on “Endovascular management of intracranial aneurysm” on 7th and 8th February 2014.
 - e. Delivered 2days Guest Lectures in Neuroradiology for MD/DNB students of Psychiatry at LGBRIMH, Tezpur on 7th & 8th March 2014.
 - f. Invited speaker in the workshop on “advances in computational neuroscience” (ACNE-14) sponsored by the Initiatives on Neuroinformatics and Computational Neuroscience Education(INCNE), Department of Biotechnology, Government of India in collaboration with National Brain Research centre (NBRC), Gurgaon, organized by NEHU Shillong on 24th to 29th March 2014, and delivered lecture on “Application of Neuroimaging & interventional Neuroradiology”.
3. Membership of scientific
 - a. Life Member, Indian Society of Vascular & Interventional Radiology
 - b. Life Member, Indian Radiological Imaging Association.

EQUIPMENTS IN RADIOLOGY Dept., NEIGRIHMS (2013 – 2014)

Name of Radiological Equipment & Model	No. of Equipments	Company	Country of Origin	Date of Installation
MRI 1.5 Tesla (Super Conducting Magnet) Model : AVANTO	1	Siemens AG	Germany	15 /12 / 2008
Multislice CT Scan 128 Slice Model : Definition AS+ Excel	1	Siemens	Germany	24/ 9/ 2013
Color Doppler Ultrasound Machines with 4 D Model : Logiq P 5 Premium	4	GE	USA	14/ 12/ 2010
1000 mA Digital Radiography System with Dual Detectors Model : Prorad 3 N Camera: Kodak Camera DV 6800.	1	Prognosys Medical Systems Pvt Ltd (Canon Detectors, Sedecal X Ray System, Spain)	Spain Japan	29/ 7/ 2011
800 mA Digital Radiography System with Single Detector Model : Prorad 3 N Camera: Kodak Camera DV 8700.	1	Prognosys Medical Systems Pvt Ltd (Canon Detectors, Sedecal X Ray System, Spain)	Spain Japan	25 /3 / 2013
Digital Mammography with Stereotactic Biopsy Model : SENOGRAPHE DS	1	GE HEALTH CARE	USA	8 / 2 / 2008
MOBILE X RAY UNITS (300 mA) Model : TMS 300	10	TECHNIX, INDIAN VENDOR:ROHANIKA	ITALY	5 / 9 / 2008
MOBILE X RAY UNITS (300 mA)	1			

Model : TMS 300		TECHNIX, INDIAN VENDOR:RGS		5 / 9 / 2008
Computed Radiography Systems Model : CR 850, Dry view Camera DV 8900	2	Kodak	USA	17 / 7 / 08
BV C Arm IITV with DSA Model : BV Endura	3	Philips	Holland	10/ 3/ 2008
Bone Mineral Densitometry (Dual Energy X \Ray Absorbsiometry) Model : Hologic Discovery W	1	Hologic Vendor : M/s RGS Enterprise.	USA	3/ 12 / 2012

RADIOLOGY SERVICES

The Department is providing round the clock Radiology Services for the Hospital catering to all Departments involving all Faculty, Resident Doctors , Technicians and Nursing Staffs.

Statistics: From 1st April to 31st March 2014

X-ray	56200
Contrast procedures & Interventional Radiology	1644
MRI	1362
Ultrasound	12705
CT Scan	2498
Mammography	29
Dual Energy X-ray Absorbsiometry	484
Total	74922

Interventional Radiological Procedures done from April 2013 – March 2014

Name of procedures	Numbers
Percutaneous Nephrostomy (PCN)	77
Hysterosalpingography (HSG)	151
Percutaneous Transhepatic Biliary Drainage (PTBD)	16
Digital Subtraction Angiography (DSA)	73
Cholangiogram	09
Fistucogram	03
Sinogram	07
Nephrostogram	02

Cystogram, MCU	36
Angioplasty	04
Thrombolysis	09
Tips	02
EVLT	14
Uterine Fibriod Embolization	04
Broncheal Artery Embolization	08
Renal Artery Embolization	07
Hepatic Artery Embolization	03
Nasopherengial Embolization	04
Spinal Artery Embolization	06
Glenteal Artery Embolization	02
Brain (Carotic Artery) Embolization	09
Facial Artery Embolization	02
Upper Limb Embolization	02
Right Shoulder Embolization	01
Sclerotherapy Upper Limb	22
Sclerotherapy lower Limb	30
Sclerotherapy Abdomen	03
Sclerotherapy Tongue	01
Sclerotherapy Eye Lid	03
Sclerotherapy Lip	01
Renal Angioplasty	04
Aorta Angioplasty	04
Hepatic Vein Stenting	04
Cerebral Anurysm Coiling	11
Trans Arterial Chemo Embolization	04

PAIR - D	01
TOTAL	539

EACH INVESTIGATION = Rs 200/-

COLOR DOPPLER:

No. of Person : 804

Total Amount : ₹1,60,800/-

DEPARTMENT OF RADIATION ONCOLOGY

FACULTY:

Post	Capacity	Current status	Name
Professor& Head	1	-	Vacant
Associate Professor	1	-	Vacant
Assistant Professor	2	2	Dr. L. Purnima Devi Dr Ritesh kumar

The department of **Radiotherapy & Oncology** started functioning in Aug 2004 with Dr. D.K.Parida joining the institute and shifted to the main campus at Mawdiangdiang in July 2006.

MEDICAL PHYSICIST : 2 (Two)

JUNIOR RESIDENT DOCTORS : 3 (Three)

OPD

An OPD service is being carried out from Monday to Friday from 9.00 am to 4.00 pm and on Saturday from 9.00 am to 2.00 pm (except holidays).

EMERGENCY SERVICE

24hrs including holidays.

DAY CARE SERVICES

- Day care services are being carried out every Monday to Saturday.
- Day care chemotherapy services
- Minor procedures in day care

IN- PATIENT SERVICES

- Oncology ward shifted from 1st floor to (-2) level private ward in first week of January 2014.
- Functioning with 16 beds allotted to the department of Oncology including Day Care service to provide best possible clinical support to the needy cancer patients.
- Patients are also admitted in private ward
- Minor procedures

TEACHING ACTIVITIES

- a) Senior and Junior Residents posted in the department,
- b) Teaching theory classes for MBBS students and B.Sc. Nursing Students and also teaching other students coming from outside hospitals and institutes.
- c) Holding regular Bed side clinics and participating in the Seminars
- d) Presentation in CGR and mortality meet.
- e) Regular training to the Staff Nurses & Nursing students regarding safe Handling of Cytotoxic Drugs

INTERCOLLABORATIVE ACTIVITIES

- Teaching of participant in palliative care workshop regularly along with Anaesthesiology department.
- Inter-departmental discussions regarding management of cancer patients.

DR L. PURNIMA DEVI ASSISTANT PROFESSOR

- **Joined on 2nd April 2013**

A. Attended the following conferences and Programmes

1. Attended **workshop** on State level training of " RATIONAL USE OF BLOOD " organized by Meghalaya AIDS control society in collaboration with blood bank NEIGRIHMS ,29th of may 2013.
2. **Subject expert for recruitment** of Junior Specialist Doctors conducted by Arunachal Pradesh Public Service Commission in NEIGRIHMS, 18th april 2013.
3. Attended 1st **INDIAN CANCER CONGRESS**,20-24th november 2013, Delhi
4. Attended 9th Annual conferences of **AONE I** on 1st -2nd March 2014 at Guwahati
5. Helping in organising a **CME on Palliative Care** on 27th March 2014 along with the Department of Anaesthesia
6. Attended **workshop** "GOOD CLINICAL PRACTICE"organized at NEIGRIHMS on 28-29th march 2014.

B. Member of Association of radiation Oncologists of India (AROI)

C. Member of palliative care society of NEIGRIHMS.

D. Working with the Roko Cancer Foundation for early detection and awareness programmes.

DR RITESH KUMAR, ASSISTANT PROFESSOR

- **Joined on 31st January 2014**

- A. Attended the following conferences and Programmes
- a. Attended 1st **INDIAN CANCER CONGRESS**,20-24th november 2013, Delhi
 - b. Helping in organising a **CME on Palliative Care** on 27th March 2014 along with the Department of Anaesthesia
 - c. Attended **workshop** "GOOD CLINICAL PRACTICE"organized at NEIGRIHMS on 28-29th march 2014.
- E. Member of Association of radiation Oncologists of India (AROI)
- F. Member of palliative care society of NEIGRIHMS.

PATIENT CARE:

DEPARTMENTAL STATISTICS (April 13- March 14)

- i. Total number of cases offered OPD consultation: 2986
- | | |
|---------------------------|-----|
| New Cases: | 350 |
| Esophagus: | 65 |
| Head & Neck Region: | 53 |
| Lungs : | 38 |
| Stomach: | 36 |
| Gynecology Malignancies: | 28 |
| Breast: | 22 |
| Ca Colorectal Malignancy: | 21 |
| Ca Gall Bladder: | 18 |
| Lymphoma: | 15 |
| Soft tissue Sarcoma: | 15 |
| Bone Malignancy: | 09 |
| Others: | 30 |
- ii. Total no of patient treated under Day care: 150
- iii. Total no patient admitted in oncology ward: 515

- iv. Total number of chemotherapy cycles/medicines administered as the inpatient service: 1545
- v. Total number of inter departmental consultation attended & offered: 294
 - General Medicine: 77
 - General Surgery: 96
 - ENT: 19
 - Gynecology: 17
 - Orthopedics: 18
 - Pediatrics: 10
 - Urology: 07
 - Neurology: 30
 - CTVS: 10
 - Ophthalmology: 04
 - Cardiology: 05
 - Dermatology: 01
- vi. Total number of minor procedures performed: 132
 - Ascetic tapping: 71
 - Pleural tapping & Pleuredesis: 33
 - Bone Marrow Aspiration: 05
 - Bedsore Debridement: 23

SIGNIFICANT EVENTS:

In spite of constraints of not having Radiotherapy Equipments & Infrastructure the Department continued to render service to the needy cancer patients who come with advanced stage, also patients who went outside for treatment and referred back to us along with prescriptions for logistic reasons and those patients who cannot afford to go outside for personal reasons, in form of Chemotherapy and Pain Management.

Constant efforts done along with administration for having Radiotherapy Equipments in the Department of Radiotherapy, NEIGRIMHS.

DEPARTMENT OF UROLOGY

FACULTY:

Post	Capacity	Current status	Name
Professor & Head	1	-	Vacant
Associate Professor	1	1	Dr. Stephen L. Sailo, M.Ch, DNB
Assistant Professor	2	1	Dr. Syed Wasim Hasan, MS, M.Ch.

Introduction:

The Department of Urology and Renal Transplantation was established in the Institute in January, 2006 in the Interim Hospital Facility with the appointment of Dr. S.L. Sailo, then Assistant Professor, who assumed charge on 10th January, 2006. The Department was shifted to the main campus at Mawdiangdiang on 12th June, 2006. Indoor facility was initially started in the Surgical Speciality Ward till the separate Urology Ward was opened on 1st March, 2007. Surgical operations started in August, 2006.

Dr. Stephen L. Sailo is a member of Societe Internationale d'Urologie (International Society of Urology), American Urological Association, Urological Association of Asia and a life member of Urological Society of India.

SENIOR RESIDENT DOCTOR: (Non-M.Ch): 2 (Two)

The Residents work under the supervision of the faculty members. They look after the day to day patient related works, both in OPD and Ward. They independently do minor urological diagnostic and therapeutic interventions. They are on duty by rotation and take care of Emergency Urology patients. They also participate in the departmental teaching programs and take MBBS & B.Sc. Nursing classes.

JUNIOR RESIDENT DOCTOR: 2 (Two)

They assist the SRD's in running the OPD/ Ward, assist in the OT and other procedures.

LOCATION:

The Department OPD is located on the 2nd Floor. Six rooms were allocated to the Department.

The Ward is located on the 'A' Wing - 2nd Floor.

- There is one Urology Ward with 32 beds
- There is a separate Post-op section in the Ward
- Male and female patients are kept in separate cubicles

SERVICES:

The Department runs OPD twice a week, on Tuesdays and Thursdays from 9 AM to 5 PM. Routine O.T is run weekly on Mondays and Wednesdays. Minor procedures are done on Fridays & Saturdays in the Minor O.T (Room No. 206) in OPD Block. The services provided are out-patient, in-patient, operation and emergency services.

Conferences & Training Attended:

1. Dr. S.L. Sailo attended the 47th annual conference of the Urological Society of India held in New Delhi from 29th January to 2nd February, 2014.
2. Dr. S.L. Sailo attended the Laparoscopic training Programme from the 10th till the 14th September, 2013 at Cochin, Kerala.

Paper Presented:

Dr. S.L. Sailo presented a paper on "Spectrum of uro-genital fistulae from a tertiary care hospital in the North-East India" at USICON, 2014.

Programmes Conducted:

The Department conducted a CME on "An Update on Urolithiasis" on 23rd April, 2013.

ACADEMIC ACTIVITIES:

The Department conducts regular ward round discussions, journal reviews and seminars. The department is also involved in teaching programmes of PG students, MBBS and BSc. Nursing students of the College of Nursing.

Sl. No.	ACTIVITIES	FREQUENCY	TIMING	DAYS	LOCATION
1	Ward round discussion	Daily	6-7 PM	Monday-Saturday	Ward
2.	Journal review	Weekly	9-10 AM	Friday	Seminar Room
3.	Seminars	Weekly	10-11 AM	Saturday	Seminar Room
4.	Teaching programmes of B.Sc. Nursing	Weekly	3-4 PM	Friday	Nursing College
5.	Teaching programmes of MBBS	Weekly	8-9 AM	Tuesday	Lecture Hall-3
6.	Teaching programmes of Gynae PG students	Weekly – when Gynae PG students are posted in Urology	3-4 PM	Friday	Seminar Room

FACTS & FIGURES AT A GLANCE

From 1st April, 2013 to 31st March 2014

Urology OPD

Male			Female		
Old	New	Referred	Old	New	Referred
5342	1275	875	3033	900	586

Male – 7492 & Female-4501

Average No. of Patients per month : 1000

Total No. of Patients during the period : 11993

Urology Ward

Male	Female	Total
418	264	682

Average No. of Patients per month : 49

Total No. of Patients during the period : 682

Research projects:

- (1) Urodynamic Profile of Diabetic patients attending NEIGRIHMS, Shillong
Principal Investigator: Dr. Stephen L. Sailo
Co-Investigator: Dr. Syed Wasim Hasan
- (2) Study of Vesico-vaginal fistula among patients attending Urology Department, NEIGRIHMS, Shillong).
Principal Investigator: Dr. Stephen L. Sailo

Co-Investigator: Dr.Syed Wasim Hasan

(3) Study of carcinoma of prostate among patients who attended the Urology Department of NEIGRIHMS, Shillong.

Principal Investigator: Dr.Stephen L.Sailo

Co-Investigator: Dr.Syed Wasim Hasan





COLLEGE OF NURSING

The College of Nursing, NEIGRIHMS is located towards the North to the Director's Block, NEIGRIHMS, Mawdiangdiang, Shillong. It was established in the year 2006 with an intake of 50 students per annum. The College is currently offering a 4-year B.Sc Nursing Course.

The College is recognized by the Indian Nursing Council/Meghalaya Nursing Council. It is affiliated to the North Eastern Hill University, Shillong.

MANPOWER

Teaching Staff:

- | | |
|---|-------------------------|
| 1. Professor-cum- Principal | - Vacant |
| 2. Professor-cum-Vice Principal | - Vacant |
| 3. Ms C. E. Myrthong, Master of Nursing | -Asso. Professor/Reader |
| <i>Holding the office as Principal I/c wef 24.12.2010- till date</i> | |
| 3. Ms Bina Khongbuh, M.Sc. Nursing | - Lecturer |
| 4. Smt. Nochovono Tase, M.Sc. Nursing | - Lecturer |
| 5. Shri. L. Anand, M.Sc. Nursing | - Lecturer |
| 6. Smt. Namita Singha, M.Sc. Nursing | - Lecturer |
| 7. Smt. Jodibala Haobijam, M.Sc. Nursing | - Lecturer |

Tutor/Clinical Instructor : 14 (Fourteen)

The College is assisted by a number of external/guest lecturers who are also invited to teach the B.Sc Nursing students on subject like Introduction to Computer, Nutrition, Sociology, English, Psychology, Khasi and Statistics.

A few classes on the subjects like Anatomy, Physiology, Biochemistry, Pharmacology, Medical Surgical Nursing I & II, Pediatric Nursing, part of Obstetric & Gynecological Nursing, Genetics, Pathology and Microbiology etc are also being assisted by medical Faculty of various Departments from NEIGRIHMS Hospital.

Non-Teaching Staff :

UDC – 1

LDC – 1

Warden – 1

House keeper – 1

NEIGRIHMS is employing outsourced manpower for other positions like Clerks, Cooks, Cleaners, attendants etc in the College and Student's hostel.

STUDENTS STATISTICS

		TOTAL	
		M	F
1 st Year Students	= 51 (Meghalaya 23, Manipur 20, Assam 7, Arunachal Pradesh 1)	4	47
2 nd Year Students	= 45 (Meghalaya 16, Manipur 23, Assam 4, Nagaland 1, Arunachal Pradesh 1)	2	43
3 rd Year Students	= 44 (Meghalaya 24, Manipur 16, Assam 1, Nagaland 3)	6	38
4 th Year Students	= 57 (Meghalaya 35, Manipur 17, Assam 3, Nagaland 2)	10	47

- The fourth batch of B.Sc Nursing students graduated on June / July, 2013. Out of 41 students appearing for final year exam 25 students passed with 1st class and 16 students passed with 2nd class. The passing percentage was 100%.
- The fourth batch of BSc Nursing Students is expected to pass out during June/July 2014.

FRESH INTAKE OF STUDENTS - session 2013-14

The entrance exam for the session 2013-2014 was conducted on 23rd June 2013 and the new session started on 7th July 2013

Advertisement for admission to B.Sc. Nursing 9th Batch (for 2014-2015) session was carried out in all the leading dailies of the North Eastern States. Prospectus-cum-Application forms were issued wef 20th March, 2014 to 22nd April, 2014.

HOSTEL FACILITIES

- The College is having hostel facilities for girls with an intake capacity of 200. However, boys are accommodated in Type 'D' Quarters.

ACADEMIC ACTIVITIES

The academic activities were conducted during the year 2013-2014 were as per the guidelines of the Indian Nursing Council. Practical experience was largely gained at NEIGRIHMS hospital. Apart from the regular clinical placement at NEIGRIHMS, students were also sent for clinical experience in various institutions / set-ups as under:

Sl. No.	Place	Period	Batch
1.	Reid Provincial Chest Hospital, Shillong	26.08.2013 – 21.09.2013	2 nd year
2.	Ganesh Das Hospital, Shillong	08.07.2013 – 22.03.2013	3 rd year and 4 th year
3.	MIMHANS, Shillong	05.08.2013 – 28.09.2013	3 rd year and 4 th year
4.	Mawroh PHC, Shillong (Rural experience)	23.09.2013 – 19.10.2013	2 nd year
		21.10.2013 – 14.12.2013	4 th year
5.	Pomlum PHC, Shillong	23.09.2013 – 19.10.2013	2 nd year

	(Rural experience)	21.10.2013 – 14.12.2013	4 th year
6.	Rynjah State Dispensary (Urban experience)	15.07.2013 – 21.09.2013	4 th year
7.	Mawpat Urban Health Centre	15.07.2013 – 21.09.2013	4 th year
		23.09.2013 – 19.10.2013	2 nd year
8.	Pynthorumkhrah Urban Health Centre	15.07.2013 – 21.09.2013	4 th year
		23.09.2013 – 19.10.2013	2 nd year
9.	Sanker Rehabilitation Centre, Mawroh	12.08.2013 – 02.11.2013	3 rd Year

Activities conducted by the students during their clinical posting in different Institutions as mentioned above are as under:-

Sl. No.	Place	Activities performed	By whom
1.	Reid Provincial Chest Hospital	Role Play on Tuberculosis on the theme “Know TB, No TB”	2 nd Year B.Sc. Nursing students
2.	Ganesh Das Hospital	1. Breast Feeding Week Celebration 1st to 7 th August 2013 on the theme “Breastfeeding Support close to Mothers” 2. 3 rd Inter Nursing Quiz Competition at Ganesh Das Hospital organized by India Academy of Pediatrics,	3 rd year & 4 th Year B.Sc. Nursing students

Sl. No.	Place	Activities performed	By whom
		Meghalaya Branch on 6 th August 2013 (1 st Prize Winner – College of Nursing, NEIGRIHMS)	
3.	Mawroh PHC	<ol style="list-style-type: none"> 1. Home visiting 2. Family care study 3. Community identification 4. Health education on various topics related to prevention and control of communicable and non-communicable diseases and family planning. 5. Project Work “Small family – happy family” 	2 nd Year
4.	Pomlum PHC	<ol style="list-style-type: none"> 1. Home visiting 2. Family care study 3. Community identification 4. Health education on various topics related to prevention and control of communicable and non-communicable diseases and family planning. 5. Project Work on “Small family – happy family” 	2 nd Year
5.	Mawpat Urban Health Centre	<ol style="list-style-type: none"> 1. Home visit 2. Family care study 3. Health education on various topics related to prevention and control of communicable and non-communicable diseases and family planning 	2 nd Year
6.	Pynthorumkhrah Urban Health Centre	<ol style="list-style-type: none"> 1. Home visit 2. Family care study 3. Health education on various topics related to prevention and control of communicable and non-communicable diseases and family 	2 nd Year

Sl. No.	Place	Activities performed	By whom
		planning	
7.	Rynjah State Dispensary	<ol style="list-style-type: none"> 1. Home Visit 2. Family care study 3. School Health Services 4. Special Immunization Programme 5. Health education on various topics related to prevention and control of communicable and non-communicable diseases and family planning 6. Community Survey 	4 th Year
8.	Mawpat Urban Health Centre	<ol style="list-style-type: none"> 1. Home visit 2. Family Care Study 3. Health education on various topics related to prevention and control of communicable and non-communicable diseases and family planning 4. Awareness Programme on Dengue Fever 5. Community Survey 6. School Health Services 7. Special Immunization Programme 8. Community Survey 	4 th Year
9.	Pynthorumkhrah Urban Health Centre	<ol style="list-style-type: none"> 1. Home visit 2. Health education 3. Family care study 4. Observation of Special Immunization Week 5. Awareness Programme on Dengue Fever 6. Health education on various topics related to prevention and control of communicable and non-communicable diseases and family planning 7. Special Immunization Programme 8. Community Survey 	4 th Year

Sl. No.	Place	Activities performed	By whom
10.	Mawroh PHC	1. Home visit 2. Family care study 3. Community identification 4. Health education on various topics related to prevention and control of communicable and non-communicable diseases and family planning 5. Project work on a. “Small family – happy family” b. “A healthy family leads to happy family”	4 th Year
11.	Pomulum PHC	1. Home visit 2. Family care study 3. Community survey 4. Health education on various topics related to prevention and control of communicable and non-communicable diseases and family planning 5. School Health Services 6. Project work on a. “Small family – happy family” b. “Hygiene – the way of healthy life”	4 th Year

Apart from the above regular activities, 4th Year B.Sc. Nursing students were divided into 8 (eight) groups for conducting Research Project on the following:-

1. “A study to assess the knowledge and expressed practice of adolescent girls towards prevention of Iron Deficiency Anaemia in selected Schools under Diengpasoh CHC”.
2. “A study to assess the awareness regarding HIV/AIDS in terms of knowledge among the adolescent in a selected higher secondary school of Meghalaya”
3. “A study to assess the knowledge and expressed practice of post-natal mother regarding hypothermia in new born in selected hospital in Meghalaya”

4. "A study to assess the knowledge and practice regarding infant feeding practices among mothers having children below 1 year of age in a selected rural area, Meghalaya"
5. "A descriptive study to assess the effectiveness of planned teaching programme on the knowledge of school children regarding Dengue fever in selected Schools under Mawpat Urban Health Centre"
6. "A study to assess the knowledge and practice of mothers towards immunization of children below five years of age in a selected rural area of Meghalaya"
7. "A study to assess the knowledge of the elderly people (65 years and above) regarding self-management in a selected rural area of Meghalaya"
8. "A study to assess the effectiveness of planned health education regarding personal hygiene on children studying in Class IV – Class VI in terms of knowledge and expressed practice in a selected school located in a rural area in Meghalaya"

In addition to the above, the students were also sent to the following Institutions for one day educational visit to gain first-hand knowledge:-

SI No.	Place	Period	Batch
1.	SOS Children Village, Umiam	24.08.2013	2 nd year
2.	Milk Dairy, Mawiong	01.11.2013	2 nd year
3.	Juvenile Home, Social Welfare, Risa Colony, Shillong	21.11.2013	2 nd year
4.	Waste Disposal Treatment Plant, Mawiong	24.01.2014	2 nd year
5.	Mercy Home, Madanryting, Shillong	26.10.2013	2 nd year
6.	Leprosy Colony, Nongpoh	08.11.2013	2 nd year
7.	The Greater Shillong Water Supply Scheme, Mawphlang	29.11.2013	2 nd year

UNIVERSITY / SELECTION EXAMINATION

The University Examination 2013 (April) of B.Sc. Nursing Course was conducted under the aegis of NEHU. The University results of students are as below:-

1st Year - Passed 81.82 % (Appeared 55, Passed 45, Failed 10)

2nd Year - Passed 100 % (Appeared 44, Passed 44)

3rd Year - Passed 100 % (Appeared 57, Passed 57)

4th Year - Passed 100 % (Appeared 44, Passed 44)

The Selection Examination was conducted internally by the College in December, 2012.

EXTRA CURRICULAR ACTIVITIES OF STUDENTS:

REPORT FOR THE MONTH OF APRIL 2013

❖ 29th April, 2013

The general body meeting of the SNA Unit along with the Principal and teaching staff of College of Nursing, NEIGRIHMS was held on the 29th April, 2013 at 3:00 pm.

The agenda discussed were:

- Reading of the last minute
- Confirmation of the minute
- Report from unit SNA general Secretary
- Report from unit SNA Treasurer and Fund raising Secretary
- Election of new SNA Advisor and office bearers.

REPORT FOR THE MONTH OF MAY 2013

❖ 6th May to 7th May 2013

A two day sensitization programme on HIV/AIDS was organized by the College of Nursing, NEIGRIHMS for the 4th year B.SC. Nursing which was sponsored by Meghalaya AIDS Control Society (MACS).

❖ 12th May 2013 to 18th May, 2013

Nurse's Week was celebrated throughout the week and SNA members took active part throughout the whole week.

- 11th May 2013 sports was organized.
- 13th May 2013 Inaugural function was held in our Institute.
- 15th May 2013 there was a voluntary blood donation in the morning followed by badminton final for the faculties. It was followed by Poetry

recitation and health education. Group dance competition followed in the Institute's auditorium.

- 16th May 2013 there was balloon breaking game for the faculties at the indoor stadium followed by Mr. and Miss. Personality in the evening.
- 17th May 2013 closing ceremony function was held at the auditorium NEIGRIHMS and the Chief Guest was Dr.A.G Ahangar, Director, NEIGRIHMS.

❖ **28th May 2013 to 31st May, 2013**

The 9th Biennial Conference of the Students Nurses Association of Meghalaya State Branch was held from 28th May 2013 till the 31st May 2013. It was organised by the Trained Nurses Association of India (TNAI), Meghalaya State Branch. The Conference was being held at the Woodland Institute of Nursing, Laitkor, Shillong. The Theme of the Conference was "New Dimensions in Nursing."

Prizes won by College of Nursing, NEIGRIHMS during the State SNA Biennial Conference include:

- Poster Competition (topic: "migration of nurses") - 1st Prize- By Comingson Sdor, Raimon Disiar and Jackiebert Wahlang.
- Poster Competition - 3rd Prize - By Nelima, Chitrabanu and Kamala
- Spot painting - 1st Prize - By Bedani Yumlembam
- Spot painting - 3rd Prize - By W.Chitrabhanu
- Poetry Recitation - 1st Prize - By Haarshim
- Sports - Discuss throw- 2nd Prize - By Bobby Syiemlieh
- Miss Personality - Vitonu Savi
- 1st Runners' up Mr. Personality - S. Chitaranjan

The SNA members from our unit who won 1st prize in different competition had represented the State to the National XXV SNA Biennial Conference in Surat, Gujarat which was held from 13th to 17th November 2013.

Two B.Sc.Nursing students from the College of Nursing, NEIGRIHMS – Miss Clarity Dora Kharkongor who scored 75.62 % and Ms.Themneikim Singson who scored 73.37 % were awarded Meritorious Award during the conference.

❖ **27th May 2013**

The annual Institutional Magazine "Beacon 2013" , a joint venture of both MBBS and B.Sc.Nursing students of NEIGRIHMS was released at a function held in the Institute's Auditorium, organised by the Literary Committee of both Nursing and MBBS students.

REPORT FOR THE MONTH OF JULY 2013

❖ 24th July 2013 to 30th July 2013

Three 3rd Year students participated in the “ORS Week” from 24th July 2013 to 30th July 2013 organized by the Indian Academy of Pediatrics, Meghalaya State Branch at Ganesh Das Hospital, Shillong. The students also participated in the 3rd Inter-Nursing Quiz Competition on ORS and Breastfeeding wherein the College Of Nursing, NEIGRIHMS were declared 1st Prize Winner

REPORT FOR THE MONTH OF AUGUST 2013

❖ 01st August to 7th August 2013

Three 3rd Year students participated in the “Breast feeding Week” organized by the Indian Academy of Pediatrics, Meghalaya State Branch at Ganesh Das Hospital, Shillong.

❖ 15th August, 2013

Independence Day was observed in the Institute which was started with flag hoisting by Dr.A. Santa Singh, Dean, NEIGRIHMS. Students of B.SC Nursing and MBBS sang patriotic song on this day.

❖ 28th August 2013

The 1st Graduation Day was organised for the fourth batch of College of Nursing (CON) NEIGRIHMS on 28th August 2013. Certificates were also distributed to the graduates by the Director of NEIGRIHMS, Dr.A.G. Ahangar. The first three toppers of the 2013 outgoing Batch were also awarded with Prize Money. It was followed by a short cultural programme.

REPORT FOR THE MONTH OF SEPTEMBER 2013

❖ 5th September 2013

Teacher’s day was celebrated in the Institute’s Auditorium which was organized by both the Nursing and MBBS students. The Chief Guest on the occasion was Dr.A.G. Ahangar, Director, NEIGRIHMS.

❖ 11th – 18th September 2013

On the 11th Sept. 2013, opening ceremony of “EUPHORIA 2013” , the annual Institute Week was organized by the sports committee. The function started with ‘torch bearing’ followed by March Past by B.Sc.Nursing and MBBS students. All the SNA members took active part in various programmes along with MBBS students and PG students.

The Theme of the week was **“20 – the – lucky – 13” and the Motto –“unshackle the chains....unleash the New you !!!”**.

The week concluded with a grand celebration and a goodwill gesture with distribution of prizes to all the winners of Euphoria 2013 on the 18th September 2013.

❖ 25th September 2013

The Fresher’s meet for the 8th batch of B.SC Nursing of CON, NEIGRIHMS was organized by the executive members of SNA along with all the SNA members of 2nd year, 3rd year, and 4th year B.SC Nursing in the Institute’s Auditorium.

❖ Dated : 13th – 17th November 2013

The XXVth SNA Biennial Conference was held from the 13th to 17th November 2013 in Surat, Gujarat which was attended by 13 members of the SNA Unit, College of Nursing, NEIGRIHMS under the guidance of State SNA Advisor Madam E. Pyngrope. The theme of the conference was **“New Dimension in Nursing”**

The SNA members of our unit took active part in various competition such as spot painting, poster display, poetry recitation and Ms. Vitonu Savi from our unit (College of Nursing, NEIGRIHMS) participated and won the Miss. SNA

REPORT FOR THE MONTH OF DECEMBER 2013

❖ 12th December 2013

The SNA members of College of Nursing, NEIGRIHMS took part in the Institute’s Pre-Christmas by participating in singing and performing choreography.

❖ **Dated : 22nd January 2014**

The “4th Lamp Lighting and Oath Taking Ceremony” for the 6th batch and 7th batch was organized in the Institute Auditorium by College of Nursing, NEIGRIHMS. The Chief Guest of the function was Mr.A.L. Hek, Minister of Health and Family Welfare, Govt. of Meghalaya. The Lighting of the Inaugural Lamp was done by the Chief Guest accompanied by dignitaries from the Institute.

❖ **Dated : 26th January 2014**

Republic Day was celebrated in the Institute, NEIGRIHMS, near the Indira Gandhi statue. The flag was hoisted by the Chief Guest, Dr.A.G. Ahangar, Director, NEIGRIHMS. The 2nd, 3rd, and 4th year B.SC Nursing students performed a Khasi patriotic song.

❖ **Dated : 5th March 2014**

The 2nd Annual day of the Institute was observed. The Inauguration started at 2:00 pm in the Institute Auditorium with the Indira Gandhi oration by Mr. Amit Banerjee, Vice Chancellor, Kolkata, West Bengal followed by a welcome song presented by SNA members. The programme was followed by declaration of the best Scientific Paper Presented on the 4th and 5th March 2014.

Ms. Daiahunlin Lyngdoh, SNA member was awarded 1st prize for her paper presentation in the Under-Graduate category.

❖ **15th March 2014**

On the 15th March 2014 the SNA members organized a college picnic to Pongtung near Pynursla, a beautiful picnic spot in Meghalaya. All the SNA members, the teaching and non-teaching staff joined the picnic.

GFATM ACTIVITIES:

Training of Trainers and Training of Nurses

1. **Name of the Project:** GLOBAL FUND FOR AIDS, TUBERCULOSIS AND MALARIA (GFATM).
 - **Project Coordinator** : Ms. C. E. Myrthong, Principal, College of Nursing, NEIGRIHMS is the Project Coordinator for the GFATM Project.
 - **Objective of the Project:** Training of the Nurses on HIV/AIDS and ART.

- Principal Recipient of training fund in India: Indian Nursing Council, New Delhi
- Sub-Recipient : The Government College of Nursing, SSKM Kolkata at present
- Sub-sub-Recipients The College of Nursing, NEIGRIHMS, Shillong is the Sub-Sub-Recipient for this Project.

The 1st Training of Nurses programme was conducted in the College of Nursing, NEIGRIHMS on 18.05.2009 to 22.05.2009 and 1st Training of Trainers was conducted in the College of Nursing on 20.07.2009 to 24.07.2009.

- Participants (nurses) are drawn from both government and private charitable hospitals for training under this project.

❖ **25th & 26th June 2013**

Mrs. Kalpana Newar, Nursing Tutor conducted Supportive Supervision in NEIGRIHMS. Altogether 16 nurses were supervised.

❖ **22nd to 23rd November 2013**

Principal Coordinator of GFATM Project, Smt.C.E.Myrthong attended the National Consensus Workshop in Ghaziabad, New Delhi along with the Training Coordinator, Smt. Atifa Begum.

❖ **24th to 26th March 2014**

An ANM Training was conducted from 24th to 26th March, 2014 on HIV/AIDS and ART for the nurses working in FI-ICTC and 24*7 PHCs/CHCs of Meghalaya. Altogether 26 Nurses from various Health institutions of Meghalaya attended the programme

OTHER ACTIVITIES

- **Anti-Ragging** - Ragging is banned in the College of Nursing, NEIGRIHMS. The Anti – Ragging squad comprising of all teaching faculty and Wardens of the College was constituted in line with the Hon'ble Supreme Court directives on the recommendations of the Lyngdoh Committee. No report on ragging was received from the college.

SECTION – B
HOSPITAL ADMINISTRATION
MEDICAL SUPERINTENDENT

Medical Superintendent

Prof. A. C. Phukan, MD,DMV,DSA,WHO Fellow.

Deputy Medical Superintendent

Dr. B. Borgohain, MBBS, MS(Ortho), DNB(Ortho).

Senior Resident, Deptt. of Hospital Administration

Dr. Seema Konwar, MBBS, MHA.

The Office of the Medical Superintendent is located at the ground floor near the Entrance of the OPD Block in Room No. 12 of the Main Hospital Complex. Opposite to it is the Registration and Reception area along with the MRD Department.

The Office oversees to all the activities related to patient care services in the Hospital. NEIGRIHMS being a Premier Institute in the entire North East Region is equipped with the best of infra-structure, equipments and human resource offering quality health care services to the patients with the available facilities. The Hospital has total bed strength of 528 which are distributed among various Medical, Surgical and Super speciality Departments It is well equipped with modern diagnostic and therapeutic facilities provided by the competent and experienced Faculty, Resident Doctors and trained nurses and supporting staff which are delivered either free of cost or at subsidized rates to the patients. It caters patient care services to the people of entire North East Region where maximum beneficiaries are from the State of Meghalaya. Patients from Meghalaya and surrounding North East States and other states of the country attend the Out Patient Departments. It has State- of-the-art Operation Theatres providing operative services to the needy patients and Intensive Care Units such as CCU, ICCU, PICU, NICU, CTVS-ICU for extending quality services.

The number of patients availing treatment in NEIGRIHMS for the period from 1st April, to 31st March, 2014 is on the rising trend. The total number of patients who attended Out-

Patients Department was **2,26,308** and In-Patient Department was **15,568** where **6,405** patients underwent surgical procedures both major and minor operations during the reporting period. The Hospital also provides various Clinical Laboratory & Diagnostic Services to the patients. The Clinical labs altogether conducted **13,90,099** investigations of different types in the Department of Biochemistry, Pathology, Microbiology during the reporting year. The Diagnostic services rendered by the Department of Radio-diagnosis in the form of MRI, CT Scan, X-Ray, Ultrasonography, Interventional Radiology etc has come to around 75,791

The existing functional Departments in the hospital are:-

1. Basic Sciences:

- Anatomy
- Biochemistry
- Community Medicine
- Forensic Medicine
- Microbiology
- Pathology
- Pharmacology
- Physiology

2. Medical Speciality:

- Anaesthesiology
- Dermatology
- General Medicine
- Oncology
- Paediatrics
- Psychiatry
- Radiology

3. Surgical Speciality:

- ENT
- General Surgery
- Obstetric & Gynaecology
- Ophthalmology
- Orthopaedics

4. Medical Super Speciality:

- Cardiology
- Neurology

5. Surgical Super Speciality:

- CTVS
- Neuro-Surgery (started with 15 beds in June, 2013)
- Urology

Other services of the hospital are:-

- Emergency & Casualty Services
- Blood Bank
- Pain Clinic
- Pharmacy
- Dietary
- Physiotherapy
- Dentistry
- Medical Social Work
- Dialysis unit
- Private Ward facility
- Ambulance Services
- Mortuary Services
- Semi Private Ward was converted into Neuro-Surgery Ward and abolition of Semi Private Ward

Performance for the period 1st April 2013 to 31st March 2014 can be summed up as:-

- i. Patients availing OPD & IPD services
 - OPD –2,26,308
 - IPD – 15,568
- ii. Total Births & Deaths recorded
 - Births – 1,107
 - Deaths – 805
- iii. Operation conducted
 - Major – 2,942
 - Minor – 3,463
- iv. Patients from Meghalaya
 - OPD – 2,17,283
 - IPD – 13,577

v. NE excluding Meghalaya

- OPD – 8,770
- IPD – 1,974

vi. Rest of India excluding NE

- OPD – 243
- IPD – 16

vii. Outside India (i.e. Bhutan, Nepal, Myanmar and Bangladesh)

- OPD – 12

Extra Activities:-

NEIGRIHMS is also conducting the Annual Health Check-up for the Group – A Officers of All India Services from various Central and State Government Departments. In the year 2013-14 the Officers from the following Departments underwent Annual Health Check-up at NEIGRIHMS:-

IAS, IFS, IPS, IRS, SIB, Postal Department, NEC, Income Tax Department, Custom & Excise Department, CPWD, Ministry of Foreign Affairs, Ministry of Telecommunication, Ministry of Personnel, PG and Pensions, Ministry of Water Resources, GOI and CBI.

Conference /Meeting attended by the Staff of the Office of the Medical Superintendent

Prof. A.C Phukan, Medical Superintendent:

1. Conference on Healthcare Executive Management Development Programme organized by the Department of Hospital Administration, AIIMS, New Delhi on the 24th April to 4th May, 2013 at Sri Nagar.
2. Disaster Management meeting organized by the State Disaster Management, Government of Meghalaya on the 17th May, 2013 at Orchid Lake Resort, Umiam.
3. Industry Meet on Medical Equipment and Hospital Furniture at New Delhi on the 24th August, 2013.

Dr. S. Konwar, SRD, Hospital Administration:

1. Conference on Healthcare Executive Management Development Programme organized by the Department of Hospital Administration, AIIMS, New Delhi on the 24th April to 4th May, 2013 at Sri Nagar.
2. Training on Rational use of Blood and Blood Products organized by MACS in collaboration with Blood Bank, NEIGRIHMS on the 29th May, 2013.

Training conducted:-

1. Short Course Internship Programme taken by MBA (Hospital Administration Management) student from Downtown Hospital, Guwahati on Medical Record Department for 2 months w.e.f. 1st July, 2013 to 16th August, 2013.

Observance of Occasion:-

Annual Day of NEIGRIHMS Celebrated on the 5th March, 2013.

The following International Events were observed in the Hospital during the reporting period.

1. World Health Day – 7th April, 2013
2. World Malaria Day – 25th April, 2013
3. World Immunization week – 24th – 30th April, 2013
4. World Environment Day on the 5th June, 2013
5. World Population Day & Week- 11th to 24th July, 2013
6. World Tobacco Day- 31st May, 2013
7. World Blood Donation Day 14th June, 2013
8. National Nutrition Week – 2nd September, 2013
9. World Mental Health Day – 10th October, 2013

During the reporting period the Hospital was visited by various groups:-

- 1). Visit by the Hon'ble Minister of Health & Family Affairs, Govt. of India on the 2nd April, 2013 for unveiling the Statue of Former Prime Minister of India (L) Smti. Indira Gandhi.
- 2). Visit by a team from NEHU on the 15th & 17th May 2013 for approval of Post Graduate Course in the Deptt. of Radiology
- 3). Participation of a total of 20 nos. of Students including Faculty Members from USA under Exchange Programme in NEIGRIHMS on the 29th May, 2013.
- 4). Visit by BSc. Home Science Students, College of Home Science CAU, Tura in the Dietary Department on the 20th June, 2013 as part of an Educational tour.
- 5). Visit by a team from Singapore, High Commission on the 7th October 2013 for collaborating with NEIGRIHMS in various courses under Exchange Programme.

- 6). Visit by Students of Home Science (Food & Nutrition) St. Mary's College to the Dietary Department on the 20.11.2013 as part of an Educational Tour to enhance their knowledge on the functioning of Dietary Section in a Hospital.
- 7). Visit by 7 Teachers & 21 students of Govt. M/S, Electirc Veng from Aizawl, Mizoram on the 19.02.2014 as part of an Educational tour.
- 8). Visit by the ANM Students of Health Training and Research Centre, Pasighat, Arunachal Pradesh on the 20.02.2014 as part of the Educational tour.

REGISTRATION AND MEDICAL RECORD DEPARTMENT

The Registration and Medical Record Department is headed by the Medical Record Officer under the Supervision of the Medical Superintendent, the staffs attached with the Department are as follows:

1. Prof. A.C. Phukan (Medical Superintendent cum Birth and Death Registrar)
2. Smt.W. Mawthoh (Medical Record Officer)
3. Registration Clerk - 4
4. Record Clerk -14
5. Stretcher Bearer - 1
6. Receptionist - 1

Introduction

The Department of Registration and Medical Records is located at the ground floor, from the main entrance on the left side which covers an area for facilities for patients like public telephone, waiting space for patients and visitors, drinking water facility and nearby toilet facilities. The Department has 3 counters, (i) Indoor admission (ii) Out Patient Counter (iii) Billing Section.

New Registration is done in five counters, senior citizen counter, female counter, follow-up counter, male counter and counter for receiving and distribution of certificates.

The Registration counter starts at 8:30 am in the morning till 2:00 pm throughout the week except Saturdays where the closing time is 11:00 am. Sunday and other holidays, the OPD remains closed. This department is responsible for computerized registration of new patients in different departments and retrieving old files and test reports. The computerization of the department has been done and has been linked to the OPD, emergency and the Medical Superintendent's Office etc, through involvement of National Informatics Centre (Shillong) but till date link connection has not been done.

The Billing Section was started in December 2008 for the collection of Hospital Charges for investigations and for admission into Private Ward. The cash collected is deposited daily in the Bank at 3:30 pm during summer and 3pm during winter on every week day except Saturday at 12:30 pm. The Deposited amount is related to the account section under the supervision of the Financial Adviser. The Hospital Charges collected for the year amounted to Rs. 1, 16, 45,018. (Rupees one crore, sixteen lakhs, forty five thousand and eighteen) only.

In addition to the main registration counter, there is the Emergency/Casualty which continues the registration after the main registration counter is closed. The Emergency/Casualty functions 24 hours 7 days a week. The casualty department is headed by the Casualty In-charge and Deputy Medical Superintendent.

II New Record Care

The In-Patient files within three years from the date of Admission are being kept in the Main Registration Room and are arranged serially according to the IP Number. After every three years, the In-patient files are being transferred to the Store Room which is in the minus one level of the Hospital.

III Old Record Care

The Department has an old records care room at the minus one (-1) floor adjacent to the mortuary room. The Old records care room is used for reference by the students and doctors for study purpose.

As per minutes of the Coordination Committee held on the 11.05.2011, the points were discussed about the digitization of the Medical Records according to the classification of Diseases.

Condemnation of Files

According to the Coordination Committee held on 11.05.2011, it has already been approved for the proposal. Proposal for the same in co-ordination to the decision of the above mentioned meeting, proposal has been made to the Deputy Director to issue an order for condemnation of the files since 2001 to 2006. As per advice of the Deputy Director, a Committee had been formed which consisted of the Medical Superintendent as the Chairman, a team of Doctors from different departments of Neigrihms and the Medical Record Officer, on the 21st August 2013 to decide on the proposed condemnation of In-patient and Outpatient files w.e.f. 2001-2006 (excluding the MLC files). The records of the above mentioned years ie. from 2001-2006 and also the old OPD records are being kept outside the store room in the corridor within the same floor and the order is awaiting for the disposal of the records.

III Record flow

From the beginning, the Department constituting the Registration Clerk, Record Clerk and some outsource staff have been compiling the outpatient daily reports and monthly reports and other data collected from different departments. They are listed below:

1. Registration

OPD

- a. New Registration of Out patients

- b. Follow up registration of patients
- c. Maintenance of daily statistics of follow up patients
- d. Computerized registration of New Outpatients.

IPD

- a. In patient registration.
- b. Maintenance of statistical report of in-patients from Outside Meghalaya
- c. Maintenance of statistical report on the number of in-patients.
- d. Computerized registration of in patients.

2. Birth

- a. Registration of Births
- b. Issuing of Birth Certificate
- c. Issuing of Duplicate Birth Certificate
- d. Preparation of Monthly Reports of Birth as per format provided
- e. Entering of birth report details into the giant register
- f. Preparation of Annual Birth Report. (Statistical Report)
- g. Lamination fees are collected and the amount is forwarded to Accounts Section, NEIGRIHMS which is a source of revenue for the Institute.

3. Death

- a. Registration of Deaths
- b. Issuing of Death Certificate
- c. Issuing of Duplicate Death Certificate
- d. Examining documents for settlement of double claim certificate
- e. Forwarding relevant documents for obtaining signature by treating physician from LIC claims
- f. Examining documents of brought dead patients to be sent to District Medical Health Officer with a copy to Diengpasoh PHC for necessary issuing of the claim.
- g. Preparation of Monthly Report of Deaths as per format provided
- h. Entering of death report details into the giant register
- i. Preparation of Annual Birth Report. (Statistical Report)
- j. Lamination fees are collected and the amount is forwarded to Accounts Section, NEIGRIHMS which is a source of revenue for the Institute.

4. Statistical Reports

- a. Maintenance of Monthly OPD Reports (Old, new and referred).
- b. Maintenance of Monthly IPD reports.
- c. Maintenance of Monthly Report of Deaths and Births.

- d. Maintenance of Monthly statistics of Investigations and procedures done in all Departments/OPD.
- e. Maintenance of monthly statistics on the number of operations done.
- f. Maintenance of monthly statistics on the number of outside state patients/foreign patients who attended NEIGRIHMS. (IPD and OPD).

5. Billing Section

- a. Cash Collection.
- b. Bill preparation of private ward patients
- c. Cash collected is deposited in Neigrihms Account no. with the Bank of Baroda, Mawdiangdiang
- d. Keeping Record of all test done (Payable and Non Payable)
- e. Preparation of Monthly Report.

6. Other activities

- a. **Medical Leave (Staff and Outside patient)**
- b. **Medical Claims**
- c. **Estimate Treatment**
- d. **Referral Treatment (Staff & Outside patient)**
- e. **Sterilization**

7. Current Official Work

- a. Compilation of Communicable diseases as per format.
- b. International Classification of Disease (ICD-10) as per format
- c. National Rural Health Mission (National Programme)
- d. Investigation and procedures reports a) Microbiology b) Pathology c) Biochemistry d) Urology e) Radiology
- e. Records of patient from outside the state, both indoor and outdoor.
- f. Maintaining and distributing of Health Cards to all the Neigrihms employees.
- g. Medico Legal Cases- kept separately from the inpatient case sheet for safe custody.
- h. Records of patients being brought by Emergency Services (EMRI 108).
- i. Regarding the In-patient section, the record has been streamlined through the back up register for easier reference.
- j. Correspondence and keeping record of Under Trial Patients
- k. Medical fitness certificate for new appointment (Outside employee)
- l. Sterilization – a) Correspondence
b) Quarterly Report
- m. Lamination of Birth and Death Certificates.
- n. Pink OPD cards has been introduced to all the staffs and students of Neigrihms since March 2012.

- o. Blue OPD cards for Senior citizens has been introduced since July 2012.

National Health Schemes

The Department collects the data for preparation of the achievement statistics on the following National Programmes. The reports of the same are being submitted monthly and annually to the State Government.

- a) National Rural Health Mission.
- b) Revised National Tuberculosis Control Programme.
- c) Sterilization Report on family planning.
- d) Birth and Death.

Corresponding to the Higher Authority (State Government) for settlement on Double Claimant for one Death Certificate.

Corresponding to the State Government on the Post Mortem death cases referred by Neigrihms etc. on the cases occurred at Neigrihms.

The compiled records from serial 1 to 8 are forwarded on the 5th of every month and serial number 20 is being submitted quarterly to the District Medical and Health Officer, East Khasi Hills and to the Deputy Director and Medical Superintendent respectively.

Hospital Statistics:

	2013-14
Out Patients	226308
InPatients	15568
Death	805
Birth	1107

Outside State Patients:

Outpatient	9025
In Patient	1991

Operation Theatre:

Major	2942
-------	-------------

Minor	3463
-------	------

Bed Strength:527

Investigations and Procedures:

	2013-14
Pathology	519462
Microbiology	131682
Biochemistry	663164
Blood Bank	3095
Radiology	75791
Neurology	1086
Cardiology	30167
Urology	1726
Orthopaedics	60770
Gynaecology	23870
Dietary Unit	
Diet Counselling	1701
Diet Supply	128691
Hospital Charges Collected	₹1,16,45,018/-
Family Welfare Programmes done	133 sterilisations

IV Development of Skilled Work:-

Since July 2009 all the Registration Clerks and Records Clerks and Out Source have learned to maintain Statistical Records, operating files, receipt, issuing and drafting medical certificate and current official work. This work is being done after lunch time till closing time except for the registration of the Blue and Pink OPD cards.

V. Improvement of Skilled Work

1. Registration on the Blue/Pink/Health card etc.
2. Hierarchy of Billing Section is flowing regularly for future Official Record.
3. Records maintaining on the Re-imbusement cases State wise.

The Staffs inspite of the existing work, show their cooperation and responsibility on their additional duties.

VI Daily Routine

Additional work is being done by the Department after lunch time which comprises of the following

1. Assembling and arranging the IPD Case sheets
2. Medico legal cases to be kept accordingly after arranging and assembling
3. IPD case sheets are arranged serially
4. Issuing of Medical Leave Certificate to patients
5. Referral of patients for treatment to hospitals outside the State as well as within the State.
6. Furnishing of duplicate documents required by the applicant for claiming LIC

NURSING DEPARTMENT

Nursing Department is headed by Nursing Superintendent. Total number of functioning beds in the institute is 528.

New wards opened –

- Neuro-surgery ward-15 beds from June 2013
- Surgery ward male- 17 beds from March 2014
*(Private ward beds reduced to 15 beds to accommodate Neuro - surgery ward & Casualty beds reduced to 17 beds from September 2013)

No. of bed increased - Peadiatric ward increase by 18 beds (total 36 beds)

Staff Position:

Nursing Superintendent	- 1
Deputy Nursing Superintendent	- 8
Ward in charges	- 37
Staff Nurses	-313

Academics and Human Resource Development :-

1. Eight Nurses attended Short Course on “How to Practice Evidence Base Child Health” held at NEIGHRIMS on the 15th – 17th April 2013.
2. Two Ward I/C and two Staff Nurses attended a Medico – Legal Seminar at NEIGHRIMS on the 14th June 2013.
3. Three Staff Nurses and one Ward I/C from OBG Department attended Society of Midwives, India meeting whereby assessment of the midwifery situation in the state and interaction with nurses of the state and other related stakeholders in maternal and child health was done.
4. DNS took part in the celebration of World Population Day & World Population fortnight from 11th July 2013 – 24th July 2013 by Counseling Clients on Family Planning.

5. Staff Nurses from the Operation Theatre and Ophthalmology Ward participated in the Ophthalmology Operation Camp on the 17th & 18th July 2013.
6. Staff Nurses from Operation Theatre, Surgical Ward and Intensive Care Unit participated in the Surgical Camp on the 25th & 26 July 2013.
7. Ward I/C of ICU went for Palliative Care Training under the Pallium India held at Trivandrum, Kerela from 1st July 2013 – 13th August 2013.
8. One Ward I/C and twelve Staff Nurses underwent short term training in Emergency & Trauma Management at the Emergency Department of Jai Prakash Narayan Apex Trauma Centre (AIIMS) New Delhi on the following dates :-
 - 12th August 2013 - 25th August 2013
 - 2nd September 2013 – 15th September 2013
 - 23rd September 2013 – 6th October 2013
 - 24th October 2013 – 6th November 2013
 - 14th November 2013 – 27th November 2013
 - 9th December 2013 – 22nd December 2013
9. Two Ward I/C attended Hindi Workshop being organized in order to implement Official Language Policy of Central Government held on 29th & 30th August 2013.
10. One Staff Nurse was sent for Basic Bsc Nursing Course to Bangalore for two years for the session 2013 – 2015.
11. Three Staff Nurses has been deputed for attending the medical duties in view of the visit of His Excellency, Honourable President of India to Shillong on 21st & 22nd October 2013.
12. Two Staff Nurses attend the two days Training on Whole Blood Finger Prick on 27th & 28th November 2013.
13. Staff Nurses took part in the Orthopaedic Surgery camp held on the 11th & 12th December 2013.
14. Deputy Nursing Superintendent was promoted as Nursing Superintendent and eight Ward I/C were promoted as Deputy Nursing Superintendent from 1st January 2014.
15. Five Staff Nurses were sent to undergo Post Basic Bsc Nursing correspondence Course IGNOU for the session 2014-2016.
16. Five Staff Nurses were sent to undergo DNA correspondence Course IGNOU for the session 2013.
17. One Deputy Nursing Superintendent attended workshop on Capacity Building on Hospital Safety Mass Casualty Management & Hospital disaster Management Planning on the 23rd June 2014 - 25th January 2014.
18. One Staff Nurse has been deputed for attending the medical duties in view of the visit of His Holiness, the Dalai Lama to Shillong on the 3rd to 6th February 2014.

19. Twenty Nurses attended the clinical workshop on “Best Preanalytical Practices” endorsed by Association of Clinical Biochemists in India (ACBI) on 14th February 2014.
20. Three Staff Nurses were sent for training programme on HIV/AIDS & ART under GFATM (7) At Regional College of Nursing, Guwahati on 17th to 22nd February 2014.
21. Two Staff Nurses participated in the Intensive Pulse Polio Immunization Programme on the 27th January 2014.
22. Nursing Superintendent and Nursing Staff of Casualty took part in Mock Drill organized by the District Authority in collaboration with the State Disaster Management Authority and National Disaster Management Authority on the 10th March 2014.
23. Five Staff Nurses attended Health Camp at Mawkriah in collaboration with Meghalaya Pensioner’s Association on the 11th March 2014.

DIETARY

Introduction:

Diet plays a vital role in the treatment of patients. Proper diet is the key to good health and vigor. Inadequate and improper diets are not only responsible for under nutrition but also contribute to several chronic degenerative diseases such as cardiovascular diseases, diabetes and cancer.

The Dietary department which consist of Dieticians has got a role in the decision making system for patients care. Dieticians not only cater to the patient’s food requirement, but they are responsible for planning, prescribing and counselling patients about their diet according to their diseased conditions.

The Dietary Department started functioning on the 16th November 1999 as an out-patient clinic. On July 2010 hospital diet was provided for In-patients catered by a Private catering Organisation. At this time food was prepared from a temporary placed provided in the campus as the main hospital kitchen was not yet ready. Preparation of food from the main Hospital Kitchen started on the 22nd February 2011. The present kitchen has ample space and is installed with modern equipments and appliances which have simplified the work. The department is presently catering to more than 350 patients per day.

Objectives:

1. To maintain good nutritional status of all patients.
2. To educate patients about how diet plays a major role in the treatment of various diseases.
3. To modify the daily diet pattern of patients to meet their requirement during various diseased condition.
4. To correct deficiencies especially in patients with prolonged hospital stay like cancer patients and critical care unit patients.

Diet therapy in most instances is not a remedy in itself but is a measure which supplements or makes the medical or surgical treatment more effective.

Activities:

The Dietary Department perform two major activities that is

1. Nutritional care of patients
2. Food service management

1. Nutritional care of Patients

Nutritional care is provided through an

a) Out-patient diet clinic

The assigned Dietician would first check the patients OPD card for diagnosis and diet advice, then only plan the diet and provide a Chart with detailed counselling on how to follow it.

b) In-patient Nutritional Care

The assigned Dietician will conduct ward rounds on a daily basis to visit the individual patients in order to assess the nutritional status, to make changes according to the patients need and requirement and to give a brief orientation about our hospital diet. A careful Dietary history of each admitted patients is taken, diagnosis and biochemical parameters are being checked so as to modify the diet according to the diseased condition Diet Chart and counselling is also being provided at the time of discharged.

2. Food service management

Diet is compulsory for all In-patients. Hospital kitchen is being managed on a contractual basis. The meals are prepared and served as per daily instruction given by the Dieticians who maintain a strict check on the quality of food and the services provided.

The major activities that take places in the kitchen are:

- a) Receiving of raw materials.
- b) Storage of raw materials in proper storage area like the walk in cooler for perishable goods and dry storage area for non-perishable goods.
- c) Production of food where various meals are prepared according to prescribed diet plan.
- d) Serving of food according to the portion prescribed in the diet plan with the help of standardize cups and serving the diet tray at the patient's bed side.



Pre-Preparation

Cooking

Setting of Therapeutic Tray

The major role of the Dietician in the food service area is:

- a) Compilation of the diet sheets received from all the wards twice a day. Planning of therapeutic diet with the help of a meal card which specifies the calories and protein requirement. The meal card also has a list of food items to be served during each meal. Meal card will be placed on each therapeutic tray at the time of food serving so as to guide the service person on the type of diet, portion size and foods to be given.
- b) Planning of Ryle's Tube Feeds according to the required calories, protein and volume needed.
- c) Evaluation of prepared food before serving to the patient.
- d) Checking the therapeutic tray of patients during the serving time to ensure that patient received the meal as per the plan given in the meal card.
- e) Monitoring of cleanliness of the various areas within the kitchen.

The various types of diet being provided are:

- 1) Regular Normal diet
- 2) Soft diet
- 3) Clear Liquid diet
- 4) Full Liquid diet
- 5) Ryle's tube feeds
- 6) Jejunostomy feeds
- 7) Diabetic diet
- 8) Renal Diet
- 9) High Protein diet
- 10) Salt free diet

MAN POWER:

SI No.	Designation	Remarks
1.	Dietitian	One
2.	Asstt.Dietitian	One
3.	MTS	Five
4.	Computer Clerk	Two (Outsource)
5.	Attendant	Two (Outsource)

Academic Activities

B.Sc (Home Science) Department of Food and Nutrition St. Mary's College, Shillong, came for a one day visit on the 20th November 2013 to observe and learn about the various hospital diets and how diet consultation is carried about.

Activities conducted by the Department

Dietary Department has celebrated Nutrition week on the 2nd September 2013 with the theme **Malnutrition: Pregnant, Infant and Pre-school Nutrition** at the hospital Foyer. The activities conducted in this day are as follow:

- a) Healthy food display for Pregnant, Pre-school and School going children was exhibited.
- b) A poster and recipe competition was organised in which Nursing students and MBBS students were the participants.
- c) Distribution of Infant food recipes to infant's mother was also carried out in order to spread awareness about the importance of good weaning practices.
- d) Counselling was also given to patients regarding balanced diet and diet in various disease condition.



Patients and Patient's attendant participate with a keen interest



Poster prepared by MBBS and Nursing students



"Food display" A day's meal for a pregnant woman



Director & Faculty member attending the
programme

The statistics of the Department are as follow

Diet Supply	Diet Counselling
128691	1701

LAUNDRY

The laundry is a department which functions side by side with the hospital; hence its existence is very important. It can also enhance the quality of housekeeping service in an institution.

The main aims of the department are:

1. To wash, dry, iron and fold linens, aprons, patients' gowns, etc, to a high degree of cleanliness and order.
2. To supply clean and uninfected linens to the different wards and other departments as well.

The laundry is responsible for ensuring that clean linens are issued to the wards and other departments as this directly reflects the quality and image of the institution. If linens are not supplied on time from the laundry then the ward cannot function properly in terms of providing comfort to the patients. Hence the laundry is an indispensable part of an institution as a whole.

Here the laundry functions 8 hours a day and 6 days a week rendering its services to the patients as well as the staffs of the Institute.

Some of the machines available in the department are as follows;

Sl. No	Particulars	Capacity	Quantity
1	Washing Machine (Electrically operated)	100 kg	3
2	Washing Machine (Electrically operated)	30 kg	2
3	Sluicing Machine (Electrically operated)	30 kg	1
4	Hydro Extractor (Electrically operated)	50 kg	3
5	Dry- cleaning Machine (Electrically operated)	30 kg	1
6	Flat Bed Press (Steam operated)	-	1

7	Flat Steam Iron (Steam operated)	-	2
8	Hand Steam Iron (Steam operated)	-	2
9	Dryer (Steam operated)	100 kg	4
10	Mobile Trolley / Table	50 kg	2
11	Wash Room Trolley	30 kg	6
12	Linen Shelf	-	10

Out of these, only the steam operated machines are non-operational due to the absence of steam.

The department is headed by the Medical Superintendent and assisted by the Laundry I/c. There are altogether fifteen (15) staffs working in the department of which all are outsourced and only one (1) is a permanent staff.

Sl. No	Distribution of Work	No of Staff
1	Collection and delivery of linen.	4
2	Washing soiled linen.	4
3	Airing and folding of linen.	3
4	Arrangement of linen.	1
5	Ironing.	1
6	Tailoring.	2
	Total	15

All staffs are being rotated in different areas as and when required.

Account of Linen received by the Laundry Department

APRIL 2013- MARCH 2014

NO. OF LINEN FROM WARD	1,84,605
NO. OF LINEN FROM O.P.D	70,380
NO. OF LINEN FROM O.T	92,904
TOTAL Nos. OF LINEN	3,47,889

BLOOD BANK

1. **Location:** The Department of Blood Bank is located at **level 0** of the main hospital building midway from the main reception area of the hospital.

2. During the period from 1st April 2013 till 31st March 2014 ,the number of blood units collected are as follows:

1) Number of donors screened	:	4356
2) Number of donors accepted	:	3302
<input type="checkbox"/> Number of Replacement donors	:	2498
<input type="checkbox"/> Number of voluntary donors	:	804

3. **STAFF STRENGTH:**

Medical officer In Charge	:	01
Junior Resident Doctors	:	02
Laboratory Technicians		
(1 no under contract with MACS)	:	08
Laboratory Assistants (skilled)	:	03
Laboratory Assistants(Semi -skilled)	:	02
Laboratory Attendants	:	04
Staff nurse	:	01
Counselor (Deputed from MACS)	:	01
Cleaner	:	01

4. **VOLUNTARY BLOOD DONATION CAMPS**

A total of 13 Voluntary Blood Donation camps were held during the said period involving the following Institutes & organizations:

i. In house	:	08 Nos
--------------------	---	---------------

Sl. No.	Organization/Institute	Dated	No. of units Collected
1.	World Mission Society Church of God, Shillong.	26 th April 2013	41
2.	Doctors and staffs of the Department of Blood Bank, NEIGRIHMS.	1 st May 2013	09
3.	BSc Nursing Students, NEIGRIHMS	15 th May 2013	32
4.	Doctors and staffs of the Department of Blood Bank, NEIGRIHMS.	29 th July 2013	06
5.	Vineyard Church, Shillong	7 th August 2013	14
6.	Calvary Bible College, Spring Side, Jingkieng, Shillong	7 th September 2013	32
7.	Lions Club, Shillong	23 rd September 2013	16
8.	Doctors and staffs of the Department of Blood Bank, NEIGRIHMS.	8 th January 2014	05

ii. Out house

: 09 Nos.

Sl. No.	Organization/Institute	Date	No. of units Collected
1.	Border Security Force, Shillong at the Composite Hospital, BSF, Umpling, Shillong.	08 th April 2013	68
2.	ITBP, Shillong at the Headquarter of ITBP, Shillong.	14 th June 2013	25
3.	1 st Battalion, Meghalaya Police, Mawiong at Mawiong, Meghalaya	2 nd August 2013	04
4.	Heritage, a socio cultural Organisation, R&R Colony	15 th August 2013	57

	Rynjah ,Shillong at the Community Hall, RR Colony, Shillong		
5.	Border Security Force, Shillong at the Composite Hospital, BSF ,Umpling	27 th September 2013	38
6.	Mega Camp in Celebration of National Voluntary Blood Donation Day, Don Bosco Youth Center, Shillong	1 st October 2013	07
7.	Border Security Force, Shillong at the Composite Hospital, BSF, Umpling, Shillong	26 th November 2013	48
8.	Rama Krishna Mission Rama Krishna Mission Vivekananda Cultural Center Campus at Quinton Road	11 th January 2014	38
9.	Heritage, a Social Cultural organization, R&R Colony, Rynjah, Shillong. Community Hall, R&R colony, Rynjah, Shillong	29 th March 2014	14

5. TESTS PERFORMED IN THE BLOOD BANK:

A. ROUTINE TESTS (No. of tests done in the said period):

- i. Blood Grouping : 12142
- ii. Cross-matching : 5949
- iii. TTI screening (reactive) : 129
(For HIV1&2, HBV, HCV, Syphilis and Malaria)

Sl. No.	TTI	No. of tests done	No. of positive cases
1.	HIV	3302	12
2.	HBsAg	3302	31
3.	HCV	3302	23
4.	Syphilis	3302	56
5.	Malaria	3302	01
6.	HBV + HCV	3302	01
7.	HBV + Syphilis	3302	01
8.	HIV + Syphilis	3302	02
9.	HCV + Syphilis	3302	01
10.	HBV + HIV+Syphilis	3302	01

iv. Antibody screening. : 6011 nos.

v. Antibody identification done : 59 nos
Identified : 59 nos.
Unidentified : Nil.

Sl. No.	Antibody Identified	No. of cases
1.	Anti D	7
2.	Anti D+ Pathologic cold antibody	1
3.	Anti E	2
4.	Anti e	1
5.	Anti c + E (f)	1
6.	Anti c + E +Fy (a)	1
7.	Anti Jk(a)	1

8.	Anti E+ Pathologic cold antibody	1
9.	Anti Lewis (b)	1
10.	Anti Le(a) +Le(b)	2
11.	Anti JK(a) + Le(b) + Pathologic cold antibody	1
12.	Anti N	1
13.	Pathological cold antibody	35
14.	Anti Fy(b)	1
15.	Anti S	1
16.	Anti c (small) + N	1
17.	Anti N(f)	1

vi. Work up on Transfusion Reactions. : 19 nos.

B. SPECIAL TESTS (No. of tests done in the said period):

- i. Rare Antigen typing (Rh, Kell, Duffy, MNS, P1, Lewis, Kidd) : 200 nos.
- ii. Adsorption and Elution : 20 nos
- iii. Neutralization : 10 nos.

6. Blood and Blood products issued:

Sl. No.	Blood / Blood product	No. of Issues
1.	Whole Blood	0
2.	Packed Red Cell	3248
3.	Fresh Frozen Plasma	2024
4.	Platelet Concentrate	1129
5.	Cryoprecipitate	128
	Total	6529

7. ACADEMICS

We have been conducting continuous academic programs for doctors, technicians, and staff nurse on a weekly basis on various topics on Blood Banking and Transfusion Medicine.

8. OTHER ACTIVITIES:

- a) A Presentation on, "Donation and issue of Blood and Blood Products – A NEIGRIHMS Experience" was presented in North East India Workshop on Voluntary Blood Donation held at Aizawl, Mizoram on the 17th of April 2013.
- b) State Level Training Programme for specialists of the State of Meghalaya on "Rational Use of Blood & Blood Components" was organized by the Department of Blood Bank, NEIGRIHMS in collaboration with Meghalaya AIDS Control Society on the 29th of May 2013.
- c) Celebrated World Blood Donors Day on 14th June 2013 in a State Level Programme.
- d) Conducted the 5th Annual and 3rd North Eastern Regional level workshop on "**Basic Quality aspects of Blood Grouping and cross matching**" on the 6th of September 2013.
- e) Two paper presentations were made in the **2nd National Conference of Indian Society of Transfusion Medicine (TRANSMEDCON 2013)** on the topics:
 - i. **A case report of Cold Agglutinin Disease encountered in the Department of Blood Bank, North Eastern Indira Gandhi Regional Institute of Health and Medical Sciences (NEIGRIHMS) Shillong, Meghalaya, India.**
 - ii. **Frequency of Red Blood Cell Alloantibodies in patients and donors attending the Department of Blood Bank, NEIGRHMS, Shillong, Meghalaya, India.**
- f) National Voluntary Blood Donation Day was celebrated on 1st October 2013 in a State level Programme.
- g) Presented a paper from the Department on the Annual Day Function on the 5th of March 2014 on the Topic "**Frequency of Red Blood Cell Alloantibodies in patients and donors attending the Department of Blood Bank, NEIGRHMS, Shillong, Meghalaya, India**".
- h) An original article on the "**Trends of Usage of Blood and Blood Products, an experience of the Department of Blood Bank, NEIGRIHMS**" was published in the NEIGRIHMS Journal vol. 5, issue-1, 20

MEDICAL SOCIAL SERVICE UNIT

The Medical Social Service Unit started in NEIGRIHMS in 2006. During the last 9 years, this Unit has endeavored to help the ill, bewildered, worried, frightened patient who comes to NEIGRIHMS. The Medical social worker (MSW) was, and is, the link between the patient, hospital's medical team, its administration and the community at large.

Over the years, the Unit has increased tremendously in its work having patients on a daily basis seeking service as referred or coming on their own. The Medical Social Service Unit has grown in terms of personnel and activities, and in terms of acceptance of the role of the Medical Social Worker by the medical and para medical staff of the Hospital. Most of all, it has grown in terms of the help extended to the poor and needy patients of the Hospital.

Medical Social Service Unit at NEIGRIHMS empower individuals, groups and communities .We practice our professional application of social work values, principles, techniques and knowledge of human development and behaviors, economic and cultural factor. We respond and deal with both crises and emergencies, personal and social problems .We use our various skills and techniques, activities to assist individual in making and sustaining positive change.

KEY SERVICE OF THE DEPARTMENT

The social work department offers a service to all patients and families within the hospital .We accept referrals from wards. Doctors, patients and families themselves, as well as community and churches, other voluntary organization. The key services are as follows-

- Comprehensive psycho socio and economic
- Group therapy
- Crisis intervention
- Counseling & Psychotherapy
- Emergency Services
- Psycho –social rehabilitation
- Legal Guidance on adoption
- Financial assistance
- Resource Mobilization
- Networking and Referral services
- Assistance regarding legal issues
- Family and marital counseling
- Training of graduate and post graduate social work students.
- Employees welfare.

- Availing aids and appliances.

- Motivational counselling for blood replacement.
- Advocate for clients or patients to resolve crises.
- Supervising and coordinating the work of hospital guides – Enquiry Counter.
- Meeting the complaints, problems, suggestions of patients/visitors.
- Creating awareness and facilitating beneficiaries to government related schemes.
- Creating awareness for Family Planning, HIV/AIDS and others
- Networking- liaising with statutory and voluntary services and agencies.
- To liaise with NGO's, or liaison between patients and doctor.
- Conduct / Participate training / teaching program pertaining to field of work.
- Mobilize logistic support in case of any disaster.
- Employees welfare

Supervising Social Work Students- Master & Bachelor Level.

NATIONAL HEALTH PROGRAMMES

HEALTH SCHEMES:

1. Janani Suraksha Yojana (JSY)
2. Meghalaya Health Insurance Scheme (MHIS)
3. Compensation for sterilization
4. Financial Assistance to BPL/Poor Patients
 - a. *RASHTRIYA AROGYA NIDHI (RAN)*
 - b. *HEALTH MINISTER'S DISCRETIONARY GRANT (HMDG)*

Patient received sanction for treatment under Rashtriya Arogya Nidhi, Ministry of Health & Family Welfare, GOI

Sl. No	Treating Deptt	Amount sanctioned
1.	Radiology	Rs. 3,01,000/-

Patient received sanction for treatment under Health Minister Discretionary Grant, Ministry of Health & Family Welfare, GOI

Sl. No	Treating Deptt	Amount sanctioned
1.	Orthopaedics	Rs. 40,000/-

NUMBER OF BELOW POVERTY LINE PATIENTS/ POOR PATIENTS RECEIVING FREE SERVICES.

Month	Mri	Echo	Renal doppler	Thyroid	Icu treatment	Lipid profile	Mrcp	Medicine	Total
Total	197	02	03	04	169	01	02	02	380

BELOW POVERTY LINE PATIENTS SANCTIONED FINANCIAL ASSISTANCE FOR TREATMENT UNDER THE RASHTRIYA AROGYA NIDHI SCHEME

Total Number of Patients	Treating Department	Total Amount Sanctioned
35	Cardiology, CTVS, Neurosurgery, Neuro Radiology, Oncology, Orthopaedics and Radiology.	Rs. 25,75,600/-

NUMBER OF MOTHERS / ASHA RECEIVED CASH ASSISTANCE UNDER JANANI SURAKSHA YOJANA (JSY) FOR THE YEAR APRIL 2013 – MARCH 2014

Number of mothers delivered receiving the cash assistance	Number of ASHA Workers receiving cash assistance	Amount Disbursed
167	01	Rs.1,12,600/-

BENEFICIARIES RECEIVED COMPENSATION FOR STERILIZATION.

Tubectomy	Vasectomy
18	-

Number of patients receiving counseling, family planning counseling and other services for the year 2013-14 – 216

PROGRAMMES / RESOURCE TALK ATTENDED:-

1. External Evaluator for viva – voce on 12th July 2013, Master of Social Work, Deptt. of Social Work, S. Edmunds College, Shillong.
2. External Evaluator for viva – voce on 16th September 2013, Master of Social Work, Deptt. of Social Work, S. Edmunds College, Shillong.
3. Resource Person, International Day for Girl Child on 11th October 2013, Arts & Culture Hall, State Central Library, Shillong.

4. External Evaluator for viva – voce on 12th & 13th December 2013, Master of Social Work, Deptt. of Social Work, S. Edmunds College, Shillong.

MORTUARY

The Medical Social Worker is in charge of the Mortuary under the supervision of the Medical Superintendent.

Staff Positions:-

4 (four) Outsource staffs working on shift basis.

The mortuary is situated in the -1 level of the hospital floor. The mortuary is equipped with 4 (four) mortuary coolers, four chamber used for storing the dead bodies.

All dead bodies are walked through the mortuary with the submission of the lower part detachment slip of the Medical Certificate Cause of Death from the ward concerned. Dead bodies being delayed for claiming are stored in the cooler. If a dead body exceeds 72 hrs of being unclaimed, then such cases are informed to the Mawdiangdiang Police Outpost for necessary action. Embalming is undertaken as per request from the family members of the deceased. Embalming is send to Anatomy Department.

Dead bodies registered under Medico-Legal Case requiring Post Mortem are sent to Civil Hospital, Shillong.

All records of dead bodies – MLC or Non-MLC are separately maintained.

STATISTICS OF DEAD BODIES RECEIVED.

Months	Number of dead Bodies Received	Number of received dead bodies registered under Medico Legal Case	Number of MLC registered dead bodies handed over to Police Outpost/PS concerned	Number of MLC registered dead bodies handed over to family members	total
TOTAL	857	83	13	70	1023

SANITATION

NEIGRIHMS Patient care services were started on 20th August, 1998 at the Interim Hospital Facility, Polo, Shillong. Understandably the functioning of the Department of Sanitation started during that time. Throughout the “Journey” of NEIGRIHMS’ from a small “Interim Facility” to a full fledged “Health Care Delivery Teaching Institute”, Department of Sanitation travelled along side, if not one of the architect of this “Transformation”.

With the passing time the duty, responsibility, delivery mechanism, accountability and efficiency of the Department of Sanitation has certainly amplified. Initially people were quite apprehensive about the capability of this section to manage/ carryout such a herculean Job. Gradually with passing time, numerous patients, visitors, dignitaries and our own Neigrihmites corroborated time and again the tireless efforts of this section to ensure “hygienic environment” all around the campus.



Workstation:

- Presence of The Department of Sanitation can be felt everywhere in the campus.
- For the record, Sanitation workstation (Sanitation Officer's room), Sanitation Control Room and Sanitation Store are located just behind the registration area of Out Patient Department, specifically Room No 9, 10 and 11 in the ground floor.
- Bio-Medical waste management (Collection & transportation) works are being carried out from the area near the laundry (-2 floor).

- Bio-Medical waste Management (Treatment and Disposal) works are being carried out in the BMW (M&H) Plant, located near STP.

Staff Position:

- Functions 24 hours 365 days under the Guidance of the Medical Superintendent, NEIGRIHMS.
- Headed by Shri Debal Kumar Das, Sanitation Officer.
- Assisted by four Permanent Supervisors (MTS) Shri Sevak Singh, Smt Shellgina Mawthoh, Smt Twentinyne Rympie and Shri Parmeshwar Rai.
- And the planned works are being executed on the field by Shri Michael Wahlang and his team from the Outsource Organization, Rangers Securities and Services Organization (RSSO).
- All the data and record maintained by our only outsourced Clerk cum Store Keeper, Smt Erimai Khongwir.

Duty & Responsibility:

- One of the most basic measures for the maintenance of hygiene, and one that is particularly important in the hospital environment, is cleaning.....**Maintaining cleanliness all around the campus.**
- Management of health-care waste is an integral part of hospital hygiene and infection control. Health-care waste should be considered as a reservoir of pathogenic micro-organisms, which can cause contamination and give rise to infection.....**Manage & Handle Hospital waste & Bio-Medical Waste (BMW) including Mercury.**
- There are numerous vector borne diseases, if people are not been saved from this, there may be disaster**Undertaking pest /rodent control measures.**
- Finally, Patients are coming here with lots of pain and problems, seeing beautiful atmosphere may help them ease their ailments for a while.....**Carrying out beautification jobs like landscaping & flower plantation.**

Area Covered:

Among the 306 acres of pine filled hilly land, approximately half of the area remains free from construction and are being maintained by The Department of Sanitation.

We provide cleaning facilities to more than 90,000 square meter of floor areas 24x7, where more than 500 Indoor beds, huge OPD building, more than 300 washrooms, Laboratories, blood bank, Operation Theatres, Casualty blocks and obviously Administrative blocks are accommodated.

Thorough cleaning removes more than 90% of microorganisms. However, careless and superficial cleaning is much less effective; it is even possible that it has a negative effect, by dispersing the microorganisms over a greater surface and increasing the chance that they may contaminate other objects.

Considering this, In NEIGRIHMS' "Cleaning" is being carried out in a standardized manner by automated means that guarantees an adequate level of cleanliness. Presently, we have six (06) nos Automatic Floor Scrubber Driers, Two (02) nos heavy duty Vacuum Cleaners, One (01) no backpack Vacuum cleaner and one (01) no Jet cleaner.

We are in the process of procuring One (01) no Microwave Equipment for disinfection of Bio-Medical Waste and one (01) no Electric Medical Waste Shredder, which indeed is a boost to the effective management of Bio-Medical waste in NEIGRIHMS, thanks to our Honourable Director Prof A. G Ahangar, whose positive and balanced vision helping NEIGRIHMS' grow bigger and better.



Service extended:

In addition to our normal duty and responsibility, following services were extended:

- Department of Sanitation ensured clean atmosphere and environment during the visit of Honourable Union Health & Family Welfare Minister, Shri Gulam Nabi Azad on 2nd April, 2013, Honourable Chief Minister Dr. Mukul Sangma and Honourable Health Minister of Meghalaya Shri A.L.Hek
- Assisted to organize successfully NEIGRIHMS' "ANNUAL DAY" celebration on 5th March, 2013, where dignitaries like Honourable Health Secretary, Govt. of India and Honourable Joint Secretary, Health Govt. of India and various other dignitaries were present.
- Also assisted to organize various Exams, various Inspections, and VIP's visit, CME's, Seminars, Workshops, Nursing & MBBS student's fresher's meet, week and Functions etc.
- Department of Sanitation also provided all necessary assistance to other departments to set up, commission, alter and shift their respective Departments & to organize any program.
- Assisted Engineering section to various jobs like arranging of any Inauguration program, testing of water, cleaning of water tanks, roof tops, wall pipes etc,

maintaining of proper drainage flow, running of Sewage Treatment Plants, clearing of Sewage lines etc.

- Imparted necessary training to the Staffs regarding safe management & handling of Bio-Medical waste and in this regard
- To liaise with Central & State Pollution Control Boards, Shillong Municipal Board and various other Hospitals as and when required.
- Giving projection of requirement of sanitary items, placing indents, receiving, issuing and maintaining stock registers of all sanitary items.
- Taking care of Indoor plants, clearing of bushes.
- Through tender process started selling disinfected and shredded plastic waste for recycling purposes.
- Considering the risk of working as Bio-Medical Waste Collectors, the Department arranged for Hepatitis B vaccination for all the Outsourced BMW handlers & collectors.
- Making arrangements for cleaning of Faculty Quarters whenever joined, shifted etc.

Committees Represented:

Sanitation Officer Shri D.K.Das, represented various committees as a member like Hospital Infection Control Committee, Hospital Council, Technical evaluation Committee for tendered Infection Control Chemicals, Sanitation Items, Stationary Items, Laundry Chemicals etc. NEIGRIHMS' Sports Committee etc. formed by the Director of NEIGRIHMS.

Academic participation:

- Shri D.K.Das, Sanitation Officer, prepared and submitted a status report on the disposal of "**Discarded Medicines & Cytotoxic Drugs**" in NEIGRIHMS and also an SOP to Manage and Handle Discarded Medicine & Cytotoxic drugs safely, as desired by the Meghalaya State Pollution Control Board (MSPCB).
- Shri D.K.Das, prepared and submitted Bio-Medical Waste (M & H) Annual report to MSPCB in respect of NEIGRIHMS, as prescribed under the BMW (M & H) Rules, 1998.
- Presentations were also made by Shri D.K.Das, in the Orientation/sensitization program of MBBS students, Sister-In-Charges, Resident Doctors, Attendants etc. regarding "Safe Management of Bio-Medical Waste"
- Shri D.K.Das, appeared for final Exam on 24th Nov, 2013 and Passed Hindi "Pragya" Exam, conducted by the Hindi Teaching Scheme (Examination wing), Department of Official Language, Ministry of Home Affairs, Govt. of India.

Central Sterile Supply Department (CSSD)

Introduction:-

Central Sterile Supply Department is located in minus one (-1) level near the Physiotherapy: Room No.900/PMR facility.

CSSD Staff Position:-

A. CSSD Officer I/C	: Dr. Bhaskar Borgohain Deputy M.S. & Acting In charge CSSD.
B. CSSD Assistant	: 2 (Two)
C. CSSD Assistant Gr-II	: 2 (Two)
D. MTS Staff	: 1 (One)
E. Out Source Staff	: 8 in numbers

CSSD Service:

The CSSD department has been providing regular sterilized material to the hospital. CSSD is giving service to more than 500 patients daily. Preparation and sterilization of linen packs, dressing material, instrument packs and used investigation vials are reprocessed under the supervision of technical staff.

CSSD Work load:

Work load has increased significantly as compared to last year.

A. Total No. of sterile load	-	1926 Load
B. Total No. of instrument Trays packing (wards, OPDs, etc)	-	33864 Nos.
C. Total No. of Dressing Material Drum Preparation (wards, OPDs, etc)	-	10106 Nos.
D. Total No. of Items Sterilized for Labor Room	-	1896 Nos.
E. Total No. of Items Sterilized for Cath. Lab	-	4683 Nos.
F. Total No. of Items Sterilized for O.T.	-	20058 Nos.
G. Total No. of Items Sterilized for Post ICU.PP	-	63 Nos.
H. Total No. of Plasma Items Sterilized	-	2093 Nos.

CSSD Equipment status at present:-

1. Plasma sterilizer	- 1 Nos.
2. Vertical Steam Autoclave	- 1No.
3. High pressure high vacuum Steam sterilizer (2No. not functioning, Due to non availability Of Steam line)	- 6 Nos.
4. Ultra sonic cleaner	-2 Nos.
5. Drying/ Heating Cabinet	- 2Nos.
6. Incubator	- 1No.
7. Glove Examiner with 4 Mandrill Size	- 1No.

8. Trolley for Steam sterilizer	- 9Nos.
9. Trolley for Steam sterilizer	- 9Nos.
10. Glove Sort Bin	- 2Nos.
11. Bed Pan Washer	- 2Nos.
12. Gauge Cutting Machine	- 2Nos.
13. Work Table with Double Sink	- 2Nos.
14. Work Table with single sink	- 2Nos.
15. Transfer Trolley with under Shelves	- 8Nos.
16. Basket Transfer Trolley	- 8Nos.
17. Half size sterilizing basket	- 40 Nos.
18. Full size sterilizing basket	- 50 Nos.
19. Free standing double side basket rack	- 12 Nos.
20. Free standing single side basket rack	- 12 Nos.
21. Free standing U. V. storage cabinet	- 10 Nos.
22. E. T. O. Sterilizer	-1 Nos.
23. Electric control panel	-2 Nos.
24. Washer disinfectant	-2 Nos.
25. Air Blower	-1 Nos.
26. Air Washer	-1 Nos.
27. Air Compressor	-2 Nos.

6. New Arrival: One number of high vacuum steam sterilizer is received.

Make: MMM company (Germany)

Model no.: Selectomat SL 6612

Capacity: 600 liter

Advantage: Reducing noise pollution and produce 100% dry steam.

7. Equipment Maintenance: Service engineer from Yorco. Pvt. Ltd. and CL micomed Pvt. Ltd. that supplied equipment did servicing of the CSSD equipments.

8. Other Activities: Teaching Providing practical demonstration of equipment, work flow and sterilization to the 1st Year MBBS & 1st year B.Sc. Nursing students

ANIMAL HOUSE

Introduction:

The Animal House, NEIGRIHMS was started in January 2012, although formal inauguration of the Animal House was done in March 2013 by honourable Director, NEIGRIHMS. Prof. (Dr.) A. G. Ahangar. The Animal Facility, NEIGRIHMS has been registered with Committee for the Purpose of Control and Supervision of Experiments on Animals (CPCSEA), Ministry of Environment & Forest, Govt. of India for the purpose of Education vide **Registration No: 1565/GO/a/11/CPCSEA**.

Infrastructure:

The Animal House, NEIGRIHMS consist of 16 rooms out of which 3 are animal rooms. The Animal House is equipped with central air condition facility. Presently there are 35 nos. of Mice cages, 35 nos. of Rat cages, 14 nos. of Rabbit cages, one autoclave, one operation table for rodents, 2 nos. of animal weighing balance, 5 nos. of mice holder, 5 nos. of Rat holder, 9 nos. racks, 2 nos. of Trolleys, 6 nos. of anaesthesia induction chamber, 5 pair of animal handling gloves, three room heater are available in the Animal House, NEIGRIHMS.

Institutional Animal Ethics Committee:

Members of Institutional Animal Ethics Committee, NEIGRIHMS:

1. Dr. A. Santa Singh, Principal, NEIGRIHMS : Chairperson
2. Dr. A.C. Phukan, HOD, Dept. of Microbiology, NEIGRIHMS : Member
3. Dr. (Mrs.) M. Lahkar, HOD, Dept. of Pharmacology, GMC : CPCSEA Nominee
4. Dr. (Mrs.) A. Bhattacharya, HOD, Dept. of Anatomy, NEIGRIHMS : Member
5. Dr. Suresh Kumar DS, Principal Scientist, ICAR, Umiam : Member
6. Dr. P. P. Saikia, Veterinary Officer, NEIGRIHMS : Member
7. Mr. M. Pariate, Ex- Headman, Umpling, Shillong : Non-scientific Socially aware member
8. Dr. D. K. Brahma, Asst. Professor, Dept. of Pharmacology : Member Secretary

NEIGRIHMS is a medical teaching Institute having admission of 50 (Fifty) MBBS students annually and 20 Post graduate students in subjects of Obstetrics & Gynaecology, Anaesthesiology, Pathology,

Microbiology, Radiology, Surgery, Anatomy etc. A registered Institutional Animal Ethics Committee (IAEC) and Animal House facility is must for academic and research purposes of this academic programmes. In view of this, NEIGRIHMS constituted its Institutional Animal Ethics Committee in the month of October 2011 with the following operating procedures.

The 4th Meeting of IAEC, NEIGRIHMS was held on 3rd Sept. 2013 under the Chairmanship of Prof. A. Santa Singh, Dean NEIGRIHMS. The meeting suggested to constitute Institutional Biosafety Committee for supervision and proper disposal of Hazardous waste materials related to research activities.

Section – C - Administration

Governing Council of NEIGRIHMS, Shillong

SI.No.	Name & Address	
A	Ex-Official members	
1	Hon'ble Union Minister of Health and Family Welfare, Nirman Bhawan, New Delhi - 110011	President
2	Hon'ble Minister Health & Family Welfare, Government of Arunachal Pradesh, Block No.16, Secretariat Complex, Itanagar – 791 111.	Member
3	Hon'ble Minister Health & Family Welfare, Government of Assam, Guwahati, Dispur	Member
4	Hon'ble Minister Health & Family Welfare, Government of Tripura, Agartala	Member

5	Hon'ble Minister Health & Family Welfare, Government of Mizoram, Aizawl	Member
6	Secretary Health, Ministry of Health & Family Welfare, Nirman Bhawan, New Delhi-110011	Member
7	Addl. Secretary and Financial Advisor, Ministry of Health and Family Welfare, Nirman Bhawan, New Delhi-110011	Member
8	Secretary Education, Ministry of Human Resource Development, Shashtri Bhawan, New Delhi-110001	Member
9	Secretary, Planning Commission Yojna Bhawan, Parliament Street, New Delhi	Member
10	Director General of Health Services, Government of India, Nirman Bhawan, New Delhi-110011	Member
11	Secretary, North Eastern Council, Nongrim Hills, Shillong-3	Member

12	Vice-Chancellor, North Eastern Hill University (NEHU), Shillong	Member
13	Secretary Health, Govt. of Nagaland, Kohima	Member
14	Secretary Health, Govt. of Meghalaya, Shillong	Member
15	Secretary Health, Govt. of Manipur	Member
16	Secretary Health, Govt. of Sikkim	Member
17	Director, AIIMS, Ansari Nagar, New Delhi-110029	Member
18	Director, PGIMER, Chandigarh-1601012	Member
19	President, Medical Council Of India, Sector-8, Pocket-14, Dwarka, New Delhi-110 077	Member
20	Director General, Indian Council of Medical Research, Ansari Nagar, New Delhi-110029	Member
21	Joint Secretary,	Member

	Department of Development of North Eastern Region, Vigyan Bhawan Annexe, Maulana Azad Road, New Delhi-110011	
B.	Nominated/Elected Members	
22	Dr. Thokchom Meinya, MP (Lok Sabha) A-3,M.S. Flats, BKS Marg, New Delhi	Member
23	Shri. L. Rynjah, IAS (Retd) 144, Vasant Enclave, Outer Ring Road, New Delhi-110 057	Member
24	Dr. T.M. Mohapatra, Ex.Director, Institute of Medical Sciences, BHU, Varanasi	Member
25	Shri HWT Syiem, IAS (Retd) Former Secretary NEC, Elysium, Upper Motinagar Shillong-793003	Member
26	Dr. C. Silvera Ex-Union State Minister of Health, MOH&FW T/28, Tuikhuatlang Aizawl, Mizoram-796001	Member
27	Shri Mukut Mithi Member of Rajya Sabha AB-8, Pandara Road, New Delhi-110 065	Member
28	Director, NEIGRIHMS	Member Secretary

Executive Committee, NEIGRIHMS, Shillong

Sl.No.	Name & Address	
1	Secretary (Health & Family Welfare) Government of India Ministry of Health & Family Welfare Nirman Bhavan, New Delhi – 110 011	Chairman
2	Director General of Health Services Government of India Nirman Bhavan, New Delhi – 110 011	Member
3	Additional Secretary & Financial Advisor Government of India Ministry of Health & Family Welfare Nirman Bhavan, New Delhi – 110 011	Member
4	Joint Secretary (NE) Ministry of Health & Family Welfare Nirman Bhavan, New Delhi – 110 011	Member
5	Secretary Health Government of Meghalaya, Shillong – 793 001	Member
6	Director All India Institute of Medical Sciences, New Delhi – 110 029	Member

7	Secretary Health Government of Assam, Guwahati – 781 006	Member
8	Secretary Health Government of Arunachal Pradesh Itanagar	Member
9	Shri Mukut Mithi Member of Rajya Sabha AB-8, Pandara Road, New Delhi – 110 065	Member
10	Director NEIGRIHMS, Shillong	Member Secretary

Academic Committee, NEIGRIHMS, Shillong

SI.No.	Name & Address	
1	Director General of Health Services Ministry of Health & Family Welfare Nirman Bhavan, New Delhi – 110 011	Chairman
2	Director PGIMER, Chandigarh	Member

3	Director General ICMR, New Delhi	Member
4	Vice Chancellor North Eastern Hill University, Shillong	Member
5	Director AIIMS, New Delhi.	Member
6	Secretary Planning Commission, New Delhi	Member
7	Dr.T.M.Mohapatra, Ex-Director, IMS, BHU	Member
8	Senior Faculty Member NEIGRIHMS, Shillong	Member
9	Director NEIGRIHMS, Shillong	Member Secretary

Standing Finance Committee, NEIGRIHMS, Shillong

Sl.No.	Name & Address	
1	Secretary (Health & Family Welfare) Government of India Ministry of Health & Family Welfare Nirman Bhavan, New Delhi – 110 011	Chairman
2	Director General of Health Services Government of India Nirman Bhavan, New Delhi – 110 011	Member
3	Additional Secretary & Financial Advisor Government of India Ministry of Health & Family Welfare Nirman Bhavan, New Delhi – 110 011	Member
4	Director All India Institute of Medical Sciences New Delhi – 110 029	Member
5	Director General Indian Council of Medical Research Ansari Nagar, New Delhi – 110 029	Member
6	Additional Secretary & Project Director(NRHM)	Member

	Ministry of Health & Family Welfare Nirman Bhavan, New Delhi – 110 011	
7	Secretary North Eastern Council, Shillong	Member
8	Commissioner Health Government of Meghalaya, Shillong	Member
9	Vacant	
10	Joint Secretary (NE) Ministry of Health & Family Welfare Nirman Bhavan, New Delhi – 110 011	Member
11	Director NEIGRIHMS, Shillong	Member Secretary

**Standing Selection Committee for Group 'A' posts,
NEIGRIHMS, Shillong**

Sl.No.	Name & Address	
1	<p>Director General</p> <p>Indian Council of Medical Research Ansari Nagar, New Delhi – 110 029</p>	Chairman
2	<p>Nominee of Secretary (Health & Family Welfare)</p> <p>Government of India (not below the rank of Joint Secretary)</p>	Member
3	<p>DGHS or his nominee</p> <p>(not below the rank of Additional DGHS) Government of India</p>	Member
4	<p>Director or his nominee</p> <p>(not below the rank of Professor) All India Institute of Medical Sciences Ansari Nagar, New Delhi – 110 011</p>	Member
5	<p>Director or his nominee</p> <p>(not below the rank of Professor) Post Graduate Institute of Medical Education & Research Chandigarh</p>	Member

6	Shri L.Rynjah Member, Governing Council, NEIGRIHMS, Shillong	Member
7	Dr.T.M.Mohapatra Member, Governing Council, NEIGRIHMS, Shillong	Member
8	2 (two) External Experts in the field of speciality/super speciality	To be co-opted
9	One representative of SC/ST an appropriate status working in NEIGRIHMS or some other organization.	Member
10	On representative of Minorities an appropriate status working in NEIGRIHMS or some other organization.	Member
11	Director NEIGRIHMS, Shillong	Member Secretary

Purchase Committee, NEIGRIHMS, Shillong

Sl.No.	Name & Address	
1	Director NEIGRIHMS, Shillong	Chairman
2	Director/Deputy Secretary (IFD) Government of India Ministry of Health & Family Welfare Nirman Bhavan, New Delhi – 110 011	Member
3	Director (Procurement) Government of India Directorate General of Health Services Nirman Bhavan, New Delhi – 110 011	Member
4	Financial Advisor All India Institute of Medical Sciences, New Delhi-110 029	Member
5	Shri L.Rynjah Member, Governing Council NEIGRIHMS, Shillong	Member
6	Dr.T.M.Mohapatra Member, Governing Council	Member

	NEIGRIHMS, Shillong	
--	---------------------	--

Internal Purchase Committee, NEIGRIHMS, Shillong

SI.No.	Name & Address	
1	Director NEIGRIHMS, Shillong	Chairman
2	Dean NEIGRIHMS, Shillong	Member
3	Financial Advisor NEIGRIHMS, Shillong	Member
4	Medical Superintendent NEIGRIHMS, Shillong	Member
5	Principal College of Nursing NEIGRIHMS, Shillong	Member
6	Store & Procurement Officer NEIGRIHMS, Shillong	Member

7	Nursing Superintendent NEIGRIHMS, Shillong	Member
8	Senior Account Officer/Accounts Officer NEIGRIHMS, Shillong	Member
9	Deputy Director (Admn) NEIGRIHMS, Shillong	Member Secretary

Selection Committee for Group B posts, NEIGRIHMS, Shillong

Sl.No.	Name & Address	
1	Director NEIGRIHMS, Shillong	Chairman
2	Representative of NEC, Shillong (not below the rank of Deputy Secretary)	Member
3	Secretary Health & Family Welfare Government of Meghalaya, Shillong (not below the rank of Deputy Secretary)	Member
4	Representative of Assam Administrative Staff College, Guwahati (not below the rank of Deputy Secretary)	Member
5	Representative of NEHU, Shillong (not below the rank of Depty Registrar)	Member
6	Expert Speciality	
7	Deputy Director (Admn) NEIGRIHMS, Shillong	Member Secretary

Selection Committee for Group C & D posts, NEIGRIHMS, Shillong

Sl.No.	Name & Address	
1	Deputy Director (Admn) NEIGRIHMS, Shillong	Chairman
2	Secretary to the Government of Meghalaya, Health & Family Welfare Department or his representative not below the rank of Deputy Secretary	Member
3	Regional Director Regional Officer for Health & Family Welfare Directorate General of Health Services Guwahati	Member
4	Representative of Personnel Department North Eastern Council, Shillong Not below the rank of Deputy Secretary	Member
5	A co-opted expert	

Ethics Committee, NEIGRIHMS, Shillong

Sl.No.	Name & Address	
1	Dr.F.U.Ahmed Director, Integral Institute of Medical Science & Research, Lucknow – 220026	Chairman
2	Dr.V.Raphael Dean, NEIGRIHMS, Shillong	Internal Member
3	Dr.Md.Yunus	Internal Member
4	Dr.M.K.Saikia	Internal Member
5	Dr.A.D.Ropmay	Internal Member
6	Dr.A.Dkhar DHS (MI), Government of Meghalaya	External Member
7	Prof.A.K.Nongkynrih Prof. of Sociology, NEHU, Shillong	External Member
8	Shri Emerald Warjri Retd. Judge, Umiam, Shillong	External Member
9	Dr.A.Santa Singh Prinicpal, NEIGRIHMS, Shillong	Member Secretary

Incharge of different Units/Section

Sl.No.	Units/Section	Name
1	Medical Superintendent	Prof.A.C.Phukan
2	Hospital Infection Control Committee	Prof.Noor Topno
3	Faculty Incharge ICU	Prof.P.Bhattacharyya
4	Faculty Incharge & Superintendent Resident Medical Officers Hostel	Dr. Ranendra Hajong Dr.Manish Kapoor
5	Deputy Incharge Examination	Dr.D.K.Brahma
6	Faculty Incharge (Official Language)	Prof.Noor Topno
7	Faculty In-charge Cell against Sexual Harrasment	Dr.Y.Khonglah

STATUS OF MANPOWER

The Government of India has sanctioned a total of 1524 posts consisting of 141 faculty posts and the remaining posts for paramedical and other supporting staff for Phase-I & Phase – II of this project. The process of recruitment to above stated posts are in progress. However, recruitment of technicians and other supporting staff of some of the departments were not prioritized due to non availability of faculty members in the concerned department. The technical and other supporting posts would be filled up based upon the availability of faculty in different departments of the Institute.

Faculty in position department wise as on 31.03.2014:

The Institute has 74 faculty members in the following departments:

Sl.No.	Department	Posts	No. of faculty
1.	Anaesthesiology	Professor & Head	1
		Additional Professor	1
		Associate Professor	1
		Assistant Professor	2
2.	Anatomy	Professor & Head	1
		Associate Professor	1
		Assistant Professor	1
3.	Biochemistry	Associate Professor	1
		Assistant Professor	2
4.	Cardiology	Professor & Head	1
		Associate Professor	1
		Assistant Professor	1
5.	Community Medicine	Professor	1
		Associate Professor	1
		Assistant Professor	1

6.	CTVS	Associate Professor	1
		Assistant Professor	1
7.	Dentistry	Assistant Professor	1
8.	Dermatology & STD	Assistant Professor	2
9.	ENT	Associate Professor	1
		Assistant Professor	1
10.	Forensic Medicine	Associate Professor	1
		Assistant Professor	1
11.	General Medicine	Professor & Head	1
		Associate Professor	1
		Assistant Professor	2
12.	General Surgery	Professor & Head	1
		Associate Professor	1
		Assistant Professor	2
13.	Microbiology	Professor & Head	1
		Associate Professor	2
		Assistant Professor	1
14.	Neurosurgery	Assistant Professor	1
15.	Neurology	Associate Professor	1
		Assistant Professor	1
16.	Obstetrics & Gynaecology	Professor & Head	1
		Associate Professor	1
		Assistant Professor	3
17.	Ophthalmology	Professor	1
		Associate Professor	1

		Assistant Professor	2
18.	Orthopaedics & Trauma	Associate Professor	2
		Assistant Professor	1
19.	Paediatrics	Professor	1
		Assistant Professor	2
20.	Pathology	Professor & Head	1
		Associate Professor	2
		Assistant Professor	1
21.	Pharmacology	Professor & Head	1
		Associate Professor	1
		Assistant Professor	1
22.	Physiology	Associate Professor	1
		Assistant Professor	1
23.	Psychiatry	Assistant Professor	1
24.	Radiodiagnosis	Professor & Head	1
		Associate Professor	1
		Assistant Professor	2
25.	Radiotherapy	Assistant Professor	2
26.	Urology	Associate Professor	1
		Assistant Professor	1
		Total	74

Staff in Position as on 31.03.2014:

	Post Sanctioned	Regular	Cont/Ah-hoc/outsourced	Total
	141	71	3	74

Faculty				
Group A	63	27	9	36
Group B	608	475	11	486
Group C	352	147	13	160
Group C (MTS)	171	54	117	171
SRD	105	50	4	54
JRD	84	49	0	49
Total	1524	873	157	1030

ENGINEERING DIVISION

A. NAME OF OFFICERS AND STAFFS:

1. David Teirylang Umdor - Executive Engineer (Civil)
2. Elissa Joanna Bathew Wankhar - Assistant Engineer (Civil)

Outsourced staff

1. Electricians - 21 Nos
2. Plumbers - 9 nos
3. Pump Operators - 16 nos
4. HVAC - 1 No.

5.	Sewer men	-8 nos
6.	Lift operators	-17 Nos
7.	Carpenters	- 3 Nos
8.	Attendant	- 2 Nos.
9.	STP operator	- 2 Nos.
10.	Generator operator	- 1 nos.
11.	Electrical Dept (Supporting staff)	-1 No.
12.	Lineman	-2 Nos
13.	EPABX Operator	- 4 Nos

Contract staff

1.	Assistant Engineer (Civil)	- 1 No.
2.	Assistant Architect	-1 No.
3.	Junior Engineer (Civil)	- 2 Nos.
4.	HVAC Engineer	- 1 No.
5.	Pump Mechanic	- 1 No.
6.	Generator Mechanic	-1 No.

The Engineering section is entrusted with the work of maintenance and up keep of the entire complex comprising of the following buildings/ services

1. 500 bedded hospital
2. Administrative Block
3. Faculty Block
4. Auditorium
5. Indoor Stadium
6. Basic Science Block
7. RMO Hostel

8. Boys and Girls Hostel
9. Public Utility Block
10. A Type Quarters - 25 units
11. B Type Quarters - 60 units
12. C Type Quarters - 72 units
13. D Type Quarters - 96 units
14. Sub –stations
15. Sewerage Treatment plant
16. HVAC
17. EPABX
18. Water distribution
19. FDA System
20. Lifts
21. Guest House
22. Director's Bungalow

In addition, the Engineering section is also engaged with the micro planning of the different departments in the Hospital depending on the requirements and designing and execution of the same. The section is also carrying out various minor original construction activities from time to time as per the requirement and needs of the Institute.

The Engineering section is also involved in the examination/ vetting of estimates submitted by HSCC, overseeing their ongoing construction works at site and submission of reports thereof. The EFCs submitted by HSCC for the MBBS College and Hostel, expansion of the Nursing College and Regional Cancer Centre, duly vetted and scrutinized by this section has been submitted to the Ministry for approval.

B. CONSTRUCTION ACTIVITIES OF THE ENGINEERING SECTION

The various construction activities taken up are as follows:

1. Provision of 5 (five) nos of Aluminium doors with plain glass in different locations.
2. Provision of 7 (seven) nos of Aluminium doors in plain glass in different locaiton.
3. External painting of Nursing college and old hostel including roof painting.
4. Painting of roof of existing Guest House.
5. Repairing of pot holes, depression and damaged edges by providing built up spray grout including providing 20mm thick premin carpet over the existing black topped surface around 'A' type quarter.
6. Construction of 2 (two) nos foundation stone for expansion of Nursing College and Medical college and other miscellaneous works.
7. Painting and distempering of outside and inside Auditorium front side with plastic paint etc.
8. Repairing/ treatment of cracks and painting outside portion of OPD and Casualty, NEIGRIHMS
9. External and internal painting along with miscellaneous works at Director's Bungalow.
10. Redesigning of main entrance gate at NEIGRIHMS.
11. Roof painting in the hospital OPD in front side and RMO Hostel.
12. Painting and distempering of quarter no. A-28.
13. Providing M.S ornamental grill at the windows of Lecture Theatre Hall No. I to IV.
14. Painting of remaining MS Angle, Streets and chain link of boundary wall of NEIGRIHMS.
15. Misc: Civil works in Pathology Deptt in R & D Lab.
16. Construction of water reservoir of 5.00 (L) litres capacity at NEIGRIHMS, Shillong-18.
17. Painting, distempering and repairing leakage, seepage at 'B' type quarters.
18. Provision of Male Surgical ward at lvl 56.00
19. Construction of partition wall etc, for the college of Nursing.
20. Construction of R/wall and C.C. drain near addl. Nursing Hostel including construction of pro: Basket Ball court.
21. Clearing of landslide behind C4-C5 quarter (MBBS Hostel).
22. Providing black granite and maquintosh carpet for lifts at NEIGRIHMS.
23. Partition wall of B2 and B4 quarter for accommodation of MBBS students at NEIGRIHMS.
24. Annual repair to 'D' type quarter for the year 2012-2013.
25. Annual repair to 'C' type quarter for the year 2012-2013 (Repairing of leakage, seepage, painting etc)
26. Repairing and maintenance of Female Security Barrack.
27. Providing flushed door aluminium ventilators at MRD Central Store Laundry etc. as part of fire safety measures.

28. Construction of cubicle with aluminium partition with prelam board at Dermatology OPD etc.
29. Additional item of works for construction of 5 lakh (L) capacity reservoir.
30. Annual maintenance and repair of Emergency OT of NEIGRIHMS.
31. Providing Aluminium cubicle to accommodate instrument washer and plasma sterilizer including providing 3 (three) nos double leaf aluminium (cubicle shifted to – Ophthalmology) OT.
32. Civil works in the deptt of Bio- Chemistry lab and roof of circular block.
33. Painting of Conference Room of Director's Block and roof leakage at Pathology etc.
34. Repairing roof leakage, fitting and fixing mineral board at Cardiology ward & ICCU Neurology etc.
35. Painting of Public Utility Block
36. Construction of C.C Drain Toe wall around IHF, Polo, Shillong-1.
37. Repairing and painting of private ward and deluxe rooms etc.
38. Repairing works in RMO Hostel, Shillong-18.
39. Repairing of footpath, painting of roof kerbs and construction of flag hole etc.
40. Construction of brick wall with RCC column and lintel to protect the exposed supply cable of MeSEB to NEIGRIHMS, Hospital Shillong.
41. Improvement of Road Geometrics near Public Utility Block at NEIGRIHMS, Shillong.
42. Providing RCC slab cover with brick wall and RCC post near the B type quarters etc.
43. Construction of garages for B type quarter at NEIGRIHMS.
44. Providing C.C footpath along the D type quarter No. 9 to 16.
45. Additional civil works on the roof of male surgical ward, roof topping etc.
46. Supplying, fitting, fixing LED board at OPD and Casualty/ Emergency.
47. Basket ball court fencing and other furnishing works.
48. Repairing of pot holes, depression and damaged edges including 20 mm carpeting around C & D type quarters, approach road to MBBS Hostel etc.
49. Supply of PA system (movable) in the Institute.
50. Annual Maintenance contract for Sewerage Treatment Plant.

C. IN PROGRESS

Construction works:

1. Construction of RCC water reservoir for rain water harvesting Pump house along with inlet pipes etc.
2. Supply, fitting and fixing testing and commissioning of De-chlorination tank filter and Centrifugal pump AMC optional and construction of RCC platform.

3. Proposed improvement/ renovation works, provision of reception and office in the Guest House at NEIGRIHMS.
4. Supplying, fitting & testing and commissioning of Retrofit Electrical ACB.
5. Supply of 10 Hp, 15 Hp and 20 hp submersible pumps.
6. Construction of modular counters table and shelves in the Department of Forensic Medicine Faculty Block etc.
7. Civil works in the Dietary Department and misc works at NEIGRIHMS.
8. Supplying and laying of Vinyl flooring in the Private ward at 56.00 lvl.

D. MAINTENANCE (ONGOING)

1. AMC/ CMC of 19 (nineteen) lifts with M/s OTIS
2. AMC/CMC of Nurses Call Bell System with Veekay Control Devices.
3. Fire Fighting and alarm Detection System.
4. HVAC Plant.



Main Entrance Gate of NEIGRIHMS

21/05/2014



Garages for the B type Quarters

21/05/2014



Garages for the B Type Quarters

21/05/2014



Providing RCC slab over the drains near the B type Quarters



Dermatology and STD OPD



Male Surgical Ward



CC footpath along the D type quarters



Repairing of potholes, depression and damaged edges including providing 20 mm thick premix carpet in the C & D type quarters



Underground water Reservoir of 5 lakhs capacity



Basketball Court in the Nursing Hostel.

CENTRAL STORE

Introduction:

The Store department plays a vital role in the smooth function of the Hospital services which act as a supporting section to all departments by providing all requirements as indented. The store section is functioning under the Supervision of the Store & Procurement Officer of the Institute. The Store department is consisted of the following sections

- Central Store (Non-medical store)
- Medical Store
- Ancillary Store
- Hospital Pharmacy
- Purchase and Billing Section
- e- procurement cell

Location

The Central Store and medical store are situated together at the basement of the Hospital OPD area. The Ancillary Store is located behind of the Institute Auditorium. The Hospital Pharmacy is near to the Casualty Block. The Purchase and Billing Section is a part of Administrative Block.

Staff Position

The present strength of staff is as follows:

- | | |
|-------------------------------|------|
| - Store & Procurement Officer | - 01 |
| - Pharmacists | - 07 |
| - Storekeeper | - 30 |
| - Dispensing Attendant | - 01 |
| - Out-sourced person | - 17 |

Objectives and functions:

Every Institute/Department spends a sizable amount of its Budget for purchasing various types of goods to discharge the duties and responsibilities assigned to it. It is imperative that these purchases are made following a uniform, systematic, efficient and cost effective procedure in accordance with the relevant rules and regulations of the Government. The Institute has been relegated powers to make their own arrangement for procurement of goods under the delegation of Financial Power Rules, which have to be exercised in conformity with the rules and guidelines issued by competent authority covering financial, vigilance, security, safety, counter trade and other regulatory aspects.

Area of Activity:

During the year 2013-2014, the Storekeepers who are looking after the stores have been performing the following works under the supervision and instruction of Store & Procurement Officer for the smooth function of the store section.

1. The concerned Storekeepers prepared the budget estimate for the year 2014-2015 for the procurement of non-medical stores including equipments and submitted the same to the Store & Procurement Officer for doing the needful.
2. Open tender was floated for disposal of unserviceable /goods which are lying/keeping in the different Department/Section of the Institute and the letter of award for collection of the same was completed and valid for the next three years.
3. The concerned storekeepers up-dated the stock ledgers /Asset register before the annual physical verification of assets and stores conducted by the committee constituted by the competent authority and follow-up action have been taken as per report submitted by the committee.
4. The concerned storekeepers, after compiling the demand requisition received from the various depts./section put up the file to the competent authority for approval for placement of order on quarterly basis as per rate contract.
5. The equipments, consumables/stores has been received by the concerned storekeepers according to the specifications and quantity enlisted in the supply order and thereafter entered all details in the respective stock registers for proper issue and distribution as per the demand requisitions.
6. After opening the price bid of any bidder the concerned storekeepers prepare the comparative statement of the responsive bidders and after checking the rates, the in-charge of the store forwarded the same to the Store & Procurement Officer for placing in the IPC for approval before giving letter of award to the selected bidders.

7. All the bills submitted by the suppliers were verified and certified by the storekeepers as per the supply order before sending to the account section for making payment.
8. Five pharmacist and two outsourcing pharmacist, one attendant and four outsourcing attendants were running the hospital pharmacy for 24 hours x 7 days for the convenient of the patients on shift duties.
9. The drugs were available at lowest competitive rates to the institute.
10. Drugs/Disposable items were issued to the patients within low income groups, UTP patients, staff members and their dependents. Reagents and chemicals requirements in the laboratory and departments were provided as per the indents and record maintain in their respective register. Several other new departments and OTs were operational during this session and the section have to expand for catering to the requirements of all the departments and arrangements were made to keep the pharmacy and central store operational on all days round the year for providing better services to the institute
11. All the works and services performed by store section have been linked with Tally ERP customized software system.
12. Store section is adopting the modern scientific inventory management system round the clock.
13. The concern Store Keepers put up the proposal for Procurement of Equipments/ Stores as per MCI requirement of MBBS/MD,MS course for the various department of the Institute.
14. The Institute has been registered with the Central Public Procurement Portal for e-publishing of tenders on the Portal. All tenders and awards thereof are being uploaded on the CPPP as per Central Government instructions. The Institute has already in- corporate in e-tender, e- procurement and a e- procurement cell.
15. The Store section used to finalize the minutes/ agenda for the Internal Purchase Committee, Standing Finance Committee meetings in consultation and coordination with other supporting departments of the Institute.
16. One Pharmacist and five Storekeepers undergone training from 16th – 20th December, 2013 at National Institute of Health & Family Welfare, New Delhi for Logistic & Supply Management System in Health & Family Welfare.
17. Apart from existing departments, three departments have been set up, i.e. Psychiatry, Neurosurgery and Dermatology.
18. The Store section co-operate and co-ordinate in the Audit inspection of internal and statutory audit.
19. During the year 2013-2014, after getting the approval and financial concurrence from the competent authority, Equipments were procured for the different departments as per the detailed statement at Annexure "A".

SECURITY SECTION

The Security Section is controlled and supervised by the Deputy Director (Administration) and the section is presently headed by the Security Officer, assisted by 4 (four) permanent Supervisors, 4 (four) permanent Security Guards, 5 (five) Fire Guards of NEIGRIHMS, Home Guards Volunteers and Private Security Guards requisitioned from Commandant, Home Guard, East Khasi Hills District and Private Security Agency respectively. The day-to-day functioning of the section is reported to the Deputy Director (Administration) by the Security Officer.

Security in the campus has been divided into three zones, i.e. "A", "B" and "C" zones. Each zone has been manned and monitored by Supervisors for 24X7. Duties and responsibilities of the Supervisors are to supervise the day-to-day functioning of the guards, patrolling and checking in their designated areas. In addition to manning the posts, we give utmost importance in activities like monitoring the movements of patients, attendants and visitors and always assist the patients as well as the visitors.

The Section is responsible for providing security in and around the campus, round the clock to the faculty, officers and staff quarters inside the campus as well as to each and every wards in the hospital, OPD, College of Nursing, Nurses Hostel, MBBS Hostel (Boys), MBBS Hostel (Girls), Resident Medical Officers' Hostel, the Institute's property i.e. Sewage Treatment Plant, Stores, Labs and other equipments. Besides providing security and other safety measures during the visit of the VIPs, the Section is looking after parking of vehicles, issue of ID Cards, Car Passes etc. to the Officers and staff of the Institute, liaison with the District Police, Home Guards and Fire Department etc. As a security measure, the registration number of all the private vehicles entering inside the campus, are being noted at the entry point. CCTV cameras have been installed in the designated area covering the OPD, Emergency and Director's Block, for better monitoring and assisting the Administration for documentary evidences if and when required. The Section is also shouldering the responsibility for fire fighting and five Fire Guards oversee the functioning of fire equipments like Smoke Detector, Fire Panel, Hydrant, Fire testing etc. The Section is having its own Control Room which is monitored 24X7 by Fire Guards and Outsourced Fire maintenance staff.

Photographs showing the Duty and responsibility of Security personnel, C CTV Operator at the Control Room and Fire Fighting Equipments installed in different areas.



Control Room for CCTV



Security Guard with the Supervisor at the OPD



Fire Extinguisher and Hydrant Installed In the Hospital area



Security personal at the Emergency help the staff of 108 to transfer the patient

HINDI SECTION

INTRODUCTION :

Hindi section plays a vital role in the effective implementation of the Official language policy as per the concerned articles of the constitution of our country. The section comes under the Department of Official Language which was set up in June, 1975. It is a nodal Department which ensures compliance of Constitutional provisions, Official Language Act, 1963 and Official Language Rules 1976, Official Language Resolution, 1968 and the presidential orders from time to time regarding Official Language of the union Government.

LOCATION :

Hindi section is located in the Establishment- II of the Director's Administrative Block and is functional from the year 2007.

STAFF STRENGTH :

The present strength of staff is as follows –

- Nodal Hindi Officer – 1 (Dr. Noor Topno)
- Sr. Hindi Translator – 1
- Hindi Typist – 1
- MTS – 1

OBJECTIVES AND FUNCTIONS :

The Section encourages use of Hindi in day-to day Office works and monitor the same. The Section basically performs the activities related to publicity and propagation and use of Official language Hindi. It convenes periodical internal Hindi meetings and also with other Govt, Public undertaking Offices and send reports thereof to the Ministry. Reports regarding implementation of the Official Language is prepared by the section and the same is being sent to the Ministry at every Quarter. The section is conducting various activities to promote the progressive use of Hindi in the Office work. These activities include organization of Official Language Implementation Committee Meeting (OLIC) under the Chairmanship of Director, NEIGRIHMS in order to review the work done by the section, imparting training of Hindi by Organizing Hindi weekly classes, preparing Quarterly reports and sending the same to the Ministry, organizing Hindi workshops on various topics related to Official Language and other events such as Hindi Divas/Pakhwara etc. Hindi Divas/ Pakhwara is organized once in a year where various competitions like essay writing, creative writing etc are held and prizes in terms of cash money

to winning participants along with consolation prizes to rest of the participants in order to encourage their spirit for participating the events. Rest all other activities are carried out on quarterly basis. Apart from these activities, Section also does File work, typing and translation of various documents like General Orders, Circulars, Memorandum, Office advertisements, Prospectus, forms, seal, sign boards, name plates, Annual report etc.

ACTIVITIES PERFORMED BY THE SECTION DURING APRIL 2013 TILL MARCH 2014 :

During the period April 2013 till March 2014, list of activities performed by the Hindi Section are as follows –

- Quarterly Meeting (OLIC) on 11th June 2013. A total of 22 members of various Department of the Institute attended the meeting under the Chairmanship of Director, NEIGRIHMS.
- A two days Hindi workshop was conducted on 28th and 29th August 2013. 7 officers and 36 employees attended the workshop. Workshop was conducted by the Sr, Hindi Translator, Smt Sanchita Chakraborty and Hindi Typist Smt. Guddi Bhagat.
- Quarterly Meeting (OLIC) on 24th September 2013. A total of 17 members of various Department of the Institute attended the meeting under the Chairmanship of Director, NEIGRIHMS
- A two days Hindi workshop was conducted on 22th and 23th November 2013. 5 officers and 28 employees attended the workshop. The workshop was conducted by the Sr, Hindi Translator, Smt Sanchita Chakraborty and Hindi Typist Smt. Guddi Bhagat.
- Quarterly Meeting (OLIC) on 16th December 2013. A total of 23 members of various Department of the Institute attended the meeting under the Chairmanship of Director, NEIGRIHMS
- Quarterly Meeting (OLIC) on 26th March 2014. A total of 21 members of various Department of the Institute attended the meeting under the Chairmanship of Director, NEIGRIHMS.
- A two days Hindi workshop was conducted on 7th and 8th March 2014. 7 officers and 13 employees attended the workshop Workshop was conducted by the Sr, Hindi Translator, Smt Sanchita Chakraborty and Hindi Typist Smt. Guddi Bhagat.
- Hindi Diwas/Pakhwara was observed from 2nd September 2013 till 16th September 2013. Various competitions were held during this period. Cash award was given to the wining participants and consolation prizes were also given in order to encourage participants for their participation.
- Hindi weekly training Classes were started from 1st July 2013. In the training classes syllabus of Prabodh, Praveen and Pragya is being followed.

SECTION – D ACADEMIC

ACADEMIC/REGISTRATION SECTION

A. Manpower position

Dean	: Prof. V. Raphael (w.e.f. 1.11.2013)
Dy. Registrar	: 1
Office Superintendent	: 1
Stenographer	: 1
UDC	: 1

B. Introduction

The Dean's office looks after all the academic activities, student affairs and research activities of the Institute. The Examination cell and Medical Education Unit are covering all the exam related activities and Faculty development programme respectively. The Dean is holding the post of Chairman of several committees including College Council, Student Council, Library Committee etc. which meets regularly for the smooth functioning. Anti- ragging cell, Academic Coordination Committees, Warden's Committee helps the Dean in overall welfare and academic activities of the students.

Currently, the Institute has several academic programmes including B.Sc Nursing course with an intake of 50 students, MBBS course with an intake of 50 students, Post Graduate MD/MS course in Pathology, Microbiology, Obstetrics & Gynaecology & Anaesthesiology which are recognized by Medical Council of India (MCI) and DM Cardiology with an intake of 2 students. Post Graduate MD/MS course in Radiodiagnosis, General Surgery and Anatomy were started from the session 2013-14.

The Entrance examinations for all the above courses are conducted by NEIGRIHMS to fill up the North-East Open Category students. NEET 2013 results were used to fill up MBBS seats in the reporting year.

In addition, the Institute gave inhouse training for GNM & B.Sc Nursing students, Block Placement, Clinical exposure, Internship, Short term training and Junior research fellowships for 356 students coming from other Institutes in the current financial year.

The first batch of MBBS – 2008 batch students completed internship in February 2014 and were awarded Completion certificates and Degree certificates by North Eastern Hill

University. The second batch of Post graduate students (2010 batch) completed their MD in Pathology, Microbiology, Obstetrics & Gynaecology & Anaesthesiology and were all awarded degrees.

C Academic Activities:

Awards:

- i) Dr. Binod Kumar Thakur, Assistant Professor & Dr Shikha, Assistant Professor was awarded Imrich Sarkany Non European Memorial Scholarship 2013 to attend EADV Spring Symposium held in Cracow, Poland, May 2013
- ii) Dr. R. Hajong was awarded Fellowship in Minimal Access Surgery (FMAS) by Association of Minimal Access Surge ons of India
- iii) Dr. I. Bora was awarded 2nd Prize for the Paper entitle, “Study of Bacteriological Profile of Renal Stones among patients attending NEIGRIHMS, Shillong”.
- iv) Dr. M. Baruah was awarded 3rd Prize for presenting a paper on “Study of Mycotic infections among immunocompromised patients attending NEIGRIHMS with special reference to Candidiasis. NEMICROCON 2013 held at NEIGRIHMS on 26th & 27th July 2013
- v) Dr. Ankit Jitani and Dr. Radhika Lakhota, Post graduate students of Pathology won the 1st prize and 3rd prize for “Analysis of HPV 16/18 DNA and its correlation with p16 in oral cavity squamous cells carcinoma in North Eastern India” and “Spectrum of glomerular diseases at NEIGRIHMS; study by Light and immunofluorescence microscopy” at NERCON 2013 held at NEIGRIHMS respectively.
- vi) Dr. Lakhota was also awarded the International Society of Nephrology certificate of Completion by the ISN-ANIO clinical Nephropathology certificate programme from 19th October 2012 – 19th Nov 2013.
- vii) Poster presentation titled ““Analysis of HPV 16/18 DNA and its correlation with p16 in oral cavity squamous cells carcinoma in North Eastern India” at 4th International conference of stem cell and cancer, Mumbai won in 2nd Prize.
- viii) Dr. P. Bhattacharyya was awarded “Presidential Citation” by ISCCM

Events:

- i) The Annual Day 2014 of NEIGRIHMS was held on 5th March 2014. Shri Lov Verma, Health Secretary, Ministry of Health & Family Welfare, Government of India was the Chief Guest.

- a) 9 (nine) papers were presented by various departments on NEIGRIHMS Annual Day. Awards were given for the Best papers. Several posters were also presented by the Faculty members and students.
- ii) The 2nd Indira Gandhi Memorial Lecture was organized by the department of Anatomy on 19th November 2013
- iii) Euphoria 2013 – the Annual week of the MBBS students was held from 11th to 18th September 2013
- iv) Student Freshers Day was held on 5th October 2013 in the Auditorium, NEIGRIHMS
- v) Teacher's Day was held on 5th September 2013
- vi) Orientation Programmes for newcomers was held for MBBS & Postgraduate students.

Conferences/Seminars/Workshop/CME attended by Faculty

The faculty members and SRDs of various departments of NEIGRIHMS attended 143 Conferences/Seminars/Workshop/CME organized by different agencies within and outside the State during the period under review.

Conferences/Seminars/Workshop/CME organized by NEIGRIHMS

10 (ten) numbers of Conferences/Seminars/Workshop/CME were organized by various departments of the Institute

Publications:

NEIGRIHMS Journal of Health & Medical Sciences 2014, the Annual Journal of the Institute was published under the Editorship of Dean. Several Faculty members, Resident doctors contributed for the Journal.

NEIGRIHMS Journal	-	13
International	-	38
National	-	23
Others	-	35

Research Projects:

Total Number of Research Projects	-	46
Ongoing Extramural Projects	-	33
Ongoing PG Thesis	-	28
Ongoing DM Thesis	-	10

EXAMINATION CELL

The Examination Cell, NEIGRIHMS was established in the year 2008, when the first batch of MBBS course was admitted. The cell is presently housed temporarily at the First Floor, Director's Block along with Establishment – I and Faculty Block. The Cell is engaged in planning and conducting various Internal Examinations of MBBS Courses, facilitates University Professional MBBS and PG (MD/MS) Examinations of NEHU and also the Entrance Examinations of MBBS Course, B.Sc. (Nursing), PG (MD/MS), DM (Cardiology) Examinations and Recruitment Examinations.

Current Manpower

Sl. No.	Designation	Number	Remarks
1.	The Dean	1	Overall in-charge of Examination Cell
2.	Faculty	1	Deputy in-charge, Examination Cell
3.	Assistant Registrar	1	Contract basis
4.	Stenographer	1	Permanent
5.	Lower Division Clerk	1	1 Permanent, 4 Outsourced
6.	Data Processing Assistant	4	1 (one) contract basis and 3 (three) outsource
7.	Attendant (Peon)	2	Outsource

1. Entrance Examination conducted

Sl. No	Course	Date of Examination	No. of Candidate applied	No. of eligible candidate	Date of result declared	Remarks
1.	B.Sc. (N)	23.6.2013	814	797	23.7.13	-
2.	MBBS (online)	Conducted by NEET				
3.	PG (MD/MS)	3.7.2013	361	361	3.7.2013	-
4.	DM (Cardiology)	3.7.2013	25	25	3.7.2013	

2. MBBS Internal Professional Examination

a. Internal MBBS Examinations:-

Sl. No.	Year	Batch	No. of Internal Examinations	Remarks
1.	1 st year	2013-14	1	
2.	1 st year	2012-13	2	
3.	2 nd year	2011-12	2	
4.	3 rd year	2010-11	2	
5.	3 rd year	2009-10	2	

b. Professional MBBS Examinations:-

Sl. No	Year of Exam	Batch	No. of candidates appeared	No. of candidates declared passed	Date of result declared	Percentage
1.	1 st MBBS (M) June 2013	2012-13	53	40	30.7.2013	75.47
2.	1 st MBBS (S) Sept. 2013	2012-13	12	7	8.10.2013	58.33
3.	2 nd MBBS (M) Dec. 2013	2011-12	48	39	10.1.2014	81.25
4.	2 nd MBBS (S) April, 2014	2011-12	10	8	22.4.2014	80.00
5.	3 rd MBBS Pt. I (M) Dec. 2013	2010-11	49	39	10.1.2014	79.59
6.	3 rd MBBS Pt. I (S) Jan. 2014	2010-11	11	10	22.4.2014	90.91
7.	3 rd MBBS Pt. II (M) Dec. 2013	2009-10	49	48	15.1.2014	97.91
8.	3 rd MBBS Pt.II (S) Jan. 2014	2009-10	1	1	22.4.2014	100
9.	PG (MD/MS) April 2013	2011	10	10	7.5.2014	100

3. Amount sanctioned and expenditures for the various examinations during the year 2013

a. Entrance Examinations:-

Sl. No	Course	Date of Examination	Amount collected as fees	Amount sanctioned	Expenditure	Amount refunded	Remarks
1.	DM (Cardiology)	3.7.2013	75,000	-	-	-	No amount sanctioned
2.	PG (MD/MS)	3.7.2013	10,83,000	8,00,000	6,38,374	1,61,626	

3.	MBBS (on-line)	-	-	1,75,000 coded	1,75,000	-	
3.	B.Sc. (N)	23.6.2013	4,07,000	6,82,000	5,45,379	1,36,621	
		Total	15,65,000				

b. Professional Examinations:-

SI.No.	Name of Examinations	Date	Amount sanctioned	Expenditure	Amount refunded
1.	PG (MD/MS) 2010	25.4.2013	4,76,000	2,50,434	2,25,566
2.	1 st MBBS (M) June/July 2013	10.6.2013	3,69,000	2,49,717	1,19,283
3.	1 st MBBS (S) September 2013	4.9.2013	2,41,000	1,43,237	97,763
4.	2 nd MBBS (M) December 2013	28.11.2013	4,89,000	2,58,601	2,30,399
5.	2 nd MBBS (S) April 2014	23.3.2014	3,19,000	1,77,004	1,41,996
6.	3 rd MBBS (M) December 2013	22.11.2013	5,40,000	2,67,253	2,72,747
	Moderation	22.11.2013	87,000	59,040	27,960
7	3 rd MBBS (S) April 2014	23.3.2014	2,56,000	70,489	1,85,511
8.	3 rd MBBS (M) December 2013	28.11.2013	4,35,000	2,57,284	1,77,716
9.	3 rd MBBS (S) April 2014	23.3.2014	67,000	52,819	14,181
			Total	17,85,878	

CENTRAL LIBRARY

STAFF:

Librarian		: Ms. Wandahun Dkhar
Library Assistant		: 1 (One)
Assistant Librarian (Contract)		: 1 (One)
Sr. Library & Information Assistant (Contract)		: 2 (Two)

Outsourcing Staff:

Computer operator	:	1
Xerox Operator	:	2
Cleaners	:	2
Library Attendants	:	10

INTRODUCTION

Library plays an important role in serving the information and educational needs of the users. It is a place for retrieval and dissemination of information and knowledge to those desiring to seek information and learning and can be rightly termed as the '*heart*' of an educational institute.

The Central Library, NEIGRIHMS is located adjacent to the Administrative building. The Central Library NEIGRIHMS started functioning as a full fledged library serving the information needs of students, doctors and paramedical staff.

OBJECTIVE

The main objective of the library is to serve the growing and up to date information needs of the users and establish itself as a storehouse of information and knowledge in medical studies with an objective of being a model library in the region and at par with the rest of the country. Efforts are also being made to computerize the library in order to be able to network itself with other medical libraries in the country so that information resources can be shared thereby enabling the users to access more information and facilitate the process of learning. As information is tremendously growing both in size and dimension, providing relevant efficient and effective information service to the information seekers and attaining optimum users' satisfaction is the aim and objective of NEIGRIHMS Central Library.

Books in the library are arranged department wise and caters to the needs of different departments and also has a general collection of Encyclopedias, Yearbooks, Slides and Non-Book materials such as CD-Roms.

The Central Library is a Four Storied Building and caters to a cross section of users ranging from Students to Doctors, Nurses and Paramedical Staff. It has a seating capacity of 200 Readers with separate reading place for the Faculty.

TIMING

The Library remains open for 12 hours from 9:00 am to 9:00 pm Monday to Friday and from 9:00 am to 1:00 pm 4 hours on Saturday.

LIBRARY COLLECTION

Books Collection : 17470 Numbers of which
1206 are new arrivals

Journals 2014 : 84 Numbers

- INDIAN : 25
- INTERNATIONAL : 59

WHO Global Package which includes :

- Bulletin of the WHO: the International Journal of Public Health
- Periodical & Selected Series

- Weekly Epidemiological Record
- WHO Drug Information
- WHO Global
- WHO Technical Report Series

E-BOOKS AND JOURNALS

E-Books : 550+ Numbers

EJOURNALS :

- **ClinicalKey (An Elsevier Product) Package** which includes
 - 580+ Elsevier Medical and Surgical Journals
 - 1100+ Elsevier Medical and Surgical Reference Books
 - ALL Medical and Surgical Clinics of North America
 - ALL Elsevier Medical and Surgical Procedure Videos (13,000+)
 - ALL Elsevier associated and supplemental images(3 millions) and videos
 - All First Consult Point-of-Care Clinical Monographs
 - ALL Clinical Pharmacology Drug Monographs and much more...
- **Indian Journals Package** : Online Indian Journals from <http://www.indianjournals.com>, which includes 154 Title of Indian Journals from different field of Medical Science
- **Electronic Resources in Medical Sciences(ERMED) Consortium From National Medical Library (NML) New Delhi, which includes**
 - BMJ Group (23 Medical Journals)
 - Cambridge University Press (38 Medical Journals)
 - Informa Health Care (40 Medical Journals)
 - Lippincott William & Wilkins (97 Medical Journals)
 - Oxford University Press (35 Medical Journals)
 - John Wiley (56 Medical Journals)

BOUND JOURNALS AND THESIS Library maintains separate section of bound journals and thesis presented by the post graduate students of the Institute.

CD-ROM SEARCH

Central Library provides CD-ROM search facility for the users. The Central Library has CDs of books and journals maintained by the concerned staff of Central Library.

MAGAZINES & NEWS PAPER

Magazines	:	10
Newspapers (Local)	:	5
Newspapers (National)	:	8

COMPUTER LAB & INTERNET SERVICES

The Central Library has a computer lab with 20 computer terminals. Internet facility is available free of cost to the users during the working hours.

SERVICE PROVIDED

- **QUICK REFERENCE SERVICE:** The library provides Reference Service and conducts yearly Orientation Programme for the students. It plays a significant role to serve the faculty members, residents, research fellows, staff and students. The Library is engaged in serving its readers with books, journals, bound journals, newspaper and magazines. The Library provides open access to its users, it also has an Internet browsing Area for students which is now fully operationalised. A personal reading area is also proposed to be set up for reading. The staff provide Quick Reference Service to the users at an average of 10-15 queries Per Day.
- **CIRCULATION SERVICE:** At present there are 620 registered members in the Library which includes the following:
 - Professor : 5
 - Associate Professor : 3
 - Assistant Professor : 31
 - MBBS Students : 250
 - B.Sc. Nursing Students : 200
 - Post Graduate Students : 19
 - Group 'A' Officers : 4
 - Lecturer : 6
 - Tutor/Clinical Instructor : 14
 - Resident Doctors (SRD's & JRD's) : 23
 - Staff Nurses : 83
 - Technicians : 31
 - Non Teaching Staffs : 6
 - Intern (MBBS) : 7

- PRINTING FACILITIES : Library Provides Printing and Photocopying for the users of the Library.
- REPROGRAPHY SERVICE: At present library is providing reprography services for all the users of the Library.
- DISPLAY OF NEW ARRIVALS
- CONSULTATION SERVICES

ACTIVITIES:

- HOLDING OF BOOKS EXHIBITION: The Library organizes the Book Exhibition every year. This year it was from 10th to 12th September, 2013.
- USERS EDUCATION AND LIBRARY TOUR: Library conducted Orientation Programme for 1st Year BSC Nursing Students on the 19th July 2013.
- Assist in searching and locating documents
- Maintenance of Vertical files (Question Papers, Reports, and Prospectus etc.)

CONFERENCE AND WORKSHOP

- The Committee for Satellite Centre for Evidence Based Child Health in collaboration with Central Library conducted a workshop on the 4th & 5th November, 2013 on “How to Practice Evidence Based Medicine in Child health”, Librarian Ms. W. Dkhar, Member Secretary has taken up a session on “Introduction to PUBMed Search.
- The Committee for Satellite Centre for Evidence Based Child Health in collaboration with Central Library conducted a short course program from the 30th January – 1st February 2014 on “How to Teach Evidence Based Child health”.

MEDICAL EDUCATION UNIT

New Governing Body of Medical Education Unit (MEU)

1. **Chairman** : Dr. Animesh Mishra
2. **Members** : Dr. Akash Handique
Dr. Subrat Panda
Dr. W.V. Lyngdoh
Dr. M. Agarwal
Dr. Star Pala
Mrs. W. Dkhar

3. **Member Secretary & Co-ordinator**: Dr. Md. Yunus

Medical Education Unit, NEIGRIHMS is situated on the ground floor of the Faculty block near Administrative block. It was started in September 2011. Now it is reallocated to Tele-Medicine room of Community Medicine Department. The Department is equipped with Audiovisual and Photography and a few books as of now.

1. On 26th June 2013, The 1st Meeting of the New Governing body of Medical Education Unit was held at Medical Education Unit Office at 3pm.
2. On 5th August 2013, The Next Meeting of the Governing body of Medical Education Unit was held at Medical Education Unit Office at 2pm.
3. One week Orientation visit of **Dr. Animesh Mishra (Chairman of MEU)** between 7th September to 13th September 2013 and **Dr. Md. Yunus (Co-ordinator of MEU)** between 10th September to 16th September 2013 at K.L. Centre of Medical Education & Technology, AIIMS, New Delhi for Development of Medical Education Technology Unit at NEIGRIHMS, Shillong.
4. On 30th August 2013 onwards Medical Education Unit took the Co-ordination activities of Saturday CGR/ Morbidity/ Mortality meeting for Smooth conduction of CGR.
5. On 11th December 2013, Technical Evaluation of SPSS Statistical Software & Color Poster Printing Machine is submitted for Department of Medical Education Unit.
6. On 11th January, Five Faculty members were nominated for Basic course Workshop in Medical Education Technology at Regional Training Centre, KGMU, UP, Lucknow for 13th-15th March 2014.
7. From 13th-15th March 2014, Five Faculty members completed the Basic course Workshop in Medical Education Technology at Regional Training Centre, KGMU, UP, Lucknow. The Faculty members are as follows:
 - a. Dr. Animesh Mishra, Chairman of MEU & HOD/Professor of Cardiology

- b. Dr. Md. Yunus, Coordinator of MEU & Additional Professor Of Anaesthesiology
 - c. Dr. Tanie Natung, Associate Professor of Ophthalmology
 - d. Dr. Amitav Sarma, Associate Professor of Anatomy
 - e. Dr. Himesh Barman, Assistant Professor of Pediatrics
8. CME / Faculty Development Programme Roster is finalised and is decided to be implemented from April 2014 onwards.
9. A Total of 3 meetings of Governing body of Medical Education Unit in 2013-2014 were held.